

Who loves
WOOD...



www.ulmia.de

The

**NEW
ONES**

by **ULMIA**

precision measuring tools

ALU-LINE

Site

multifunctional square	35
precision-angle	36
precision mitre rule	36
precision slide bevel	36
marking gauge with awl function	37



precision-angle



scratch gauge circle



precision mitre rule



precision slide bevel



multifunctional square

Product overview

 Carpenters benches and accessories	5 6 - 11
Planes	12 - 21
Hand saws Frame saws	22 - 29
Mitre box saws	30 - 33
 Scribing and measuring tools ALU-LINE	34 - 39
Gouges and chisels	40 - 44
Tool handles, diamond honing stones, sharpeners, carpenters hammers, mallets, files, rasps	45 - 46
steel mitre clamps, spring clamps	47
Scrapers and burnishers, Awls	48 - 49
Joint and strip cutters, edge trimmers	50
Screwdrivers, countersinks	51
Gluing clamps, door frame spreader, clamp trolley	52 - 53
Tooltainer	54 - 57
Tool sets	58 - 62

A man wearing an orange t-shirt, glasses, and a dark blue tool belt is smiling as he works on a wooden cabinet. He is using a black power tool on the top edge of the cabinet. In the foreground, a wooden workbench is visible, featuring a black vise with a wooden handle. The workbench has a perforated metal back panel and is supported by a metal frame with casters. The background is a plain, light-colored wall.

ULMIA WORKBENCHES – CONVINCING QUALITY

Better by tradition!

ULMIA®

NEW

Carpenters bench model 4 / 4-200 eHV with electromotive height adjustment



ULMIA
carpenters bench model
4/ 4-200 eHV with
electromotive height
adjustment

Worktop made of selected solid red beech, 60 mm wide cross bars on the face sides,

Worktop made of selected solid red beech, 60 mm wide cross bars on the face sides, without storage recess, surface waxed and polished. Front vice made of a solid cast iron and steel construction, tail vice as an aluminium box guide with adjustable guide V block and plastic glide.

Delivery includes 2 tommy bars and 4 rectangular bench dogs with ball arrest mechanism.

Trestle consisting of 2 lifting columns made in aluminium profile construction, braced with a perforated sheet of steel to all intents and purposes. The electromotive height adjustment is easily operated by a small control panel. It's possible to program 4 fixed heights.

Delivery is completely assembled.



Bench top lengths mm

2000

Order number

4-200 eHV

EAN-CODE 40 44637

106823

Specifications

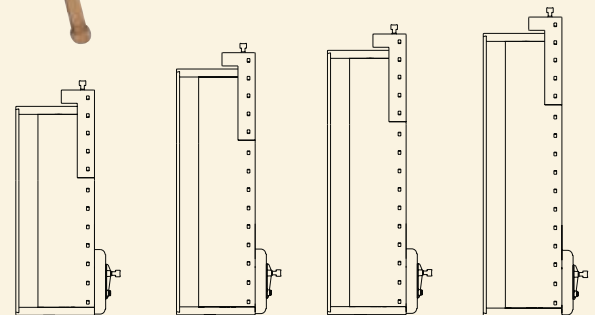
Top dimensions without vices WxT mm	2000 x 640
Worktop thickness mm	65
Height of bench dog rail mm	120
Top dimensions incl. vices WxT mm	2085 x 855
Working height adjusting range mm	700 -1000
Lifting power	max. 600*
Clamping width front vice mm	145
Clamping width tail vice mm	240
Weight appr. kg	137

* Capacity with area-distributed load appr. 500 kg (Own weight of the bench plate taken into account)



WORKBENCHES

Carpenters bench model 2



ULMIA carpenters bench model 2

Top and trestle made of selected solid red beech, 60 mm wide cross bars on the face sides, 155 mm wide storage recess, surface waxed and polished. Front vice made of a solid cast iron and steel construction, tail vice as an aluminium box guide with adjustable guide V block and plastic glide. Delivery includes 2 tommy bars and 2 rectangular bench dogs.

Products are flat packed in stable collapsible cardboard boxes complete with assembly instructions.

Bench top lengths mm	1700	2000	2150	2300
Order number	2-170	2-200	2-215	2-230
EAN-CODE 40 44637	10101 9	10102 6	10103 3	10104 0
Specifications				
Top dimensions without vices WxD mm	1700 x 640	2000 x 640	2150 x 640	2300 x 640
Worktop thickness mm	65	65	65	65
Height of bench dog rail mm	120	120	120	120
Top dimensions incl. vices WxD mm	1935 x 855	2235 x 855	2385 x 855	2535 x 855
Working height mm	900	900	900	900
Clamping width front vice mm	145	145	145	145
Clamping width tail vice mm	240	240	240	240
Weight appr. kg	108	116	120	124

Available accessories are detailed on page 10 and 11

Product characteristics of ULMIA workbenches

tail vice



Patented aluminium box guide with an adjustable, backlashfree guide V block. Plastic glides guarantee easy, smooth running of the tail vice.

trestle



All trestles are produced using high-grade mortise and tenon joints for optimum stability.

storage recess



Sophisticated workmanship featuring dust board. The complex technique used to connect the back panel of the recess is patent protected.

front vice



This precisely clamping front vice with its flat threaded spindle and steel guide rod guarantees maximum even pressure over the entire vice width. The vice is designed so that when unilateral loads are applied to the clamping jaw and at maximum clamping pressure, a uniform pressure is exerted over the whole width of the vice.

panel joints

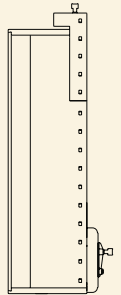


The tothing and resulting increase in the glued area ensures maximum strength of the glued joint.

Better by tradition!



Carpenters bench model 3



ULMIA carpenters bench model 3

Top and trestle made of selected solid red beech, 45 mm wide cross bars on the face sides, 155 mm wide storage recess, surface waxed and polished. Front vice made of a solid cast iron and steel construction, tail vice with aluminium box guide. Delivery includes 2 tommy bars and 2 rectangular bench dogs.

Products are flat packed in stable collapsible cardboard boxes complete with assembly instructions.

Bench top lengths mm		2000
Order number	3-200	
EAN-CODE	40 44637	
	10110 1	
Specifications		
Top dimensions without vices WxT mm	2000 x 640	
Worktop thickness mm	50	
Height of bench dog rail mm	120	
Top dimensions incl. vices WxT mm	2235 x 835	
Working height mm	900	
Clamping width front vice mm	215	
Clamping width tail vice mm	240	
Weight appr. kg	109	

Available accessories are detailed on page 10 and 11

Product characteristics of ULMIA workbenches

trestle

All trestles are produced using high-grade mortise and tenon joints for optimum stability.

storage recess

Sophisticated workmanship featuring dust board. The complex technique used to connect the back panel of the recess is patent protected.

front vice

This classic flat iron guide guarantees maximum even pressure over the entire vice width. The vice is designed so that when unilateral loads are applied to the clamping jaw and at maximum clamping pressure, a uniform pressure is exerted over the whole width of the vice.

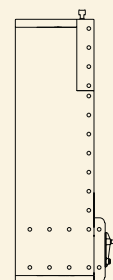
panel joints

The tothing and resulting increase in the glued area ensures maximum strength of the glued joint.



WORKBENCHES

Carpenters bench model 4



ULMIA carpenters bench model 4

Top and trestle made of selected solid red beech, 60 mm wide cross bars on the face sides, without storage recess, surface waxed and polished. Front vice made of a solid cast iron and steel construction, tail vice as an aluminium box guide with adjustable guide V block and plastic glide.

Delivery includes 2 tommy bars and 4 rectangular bench dogs with ball arrest mechanism.

Products are flat packed in stable collapsible cardboard boxes complete with assembly instructions.

Bench top lengths mm		2000
Order number	4-200	
EAN-CODE 40 44637	10111 8	
Specifications		
Top dimensions without vices WxT mm	2000 x 640	
Worktop thickness mm	65	
Height of bench dog rail mm	120	
Top dimensions incl. vices WxT mm	2085 x 855	
Working height mm	900	
Clamping width front vice mm	145	
Clamping width tail vice mm	240	
Weight appr. kg	121	

Available accessories are detailed on page 10 and 11

Product characteristics of ULMIA workbenches

tail vice



Patented aluminium box guide with an adjustable, backlashfree guide V block. Plastic glides guarantee easy, smooth running of the tail vice.

trestle



All trestles are produced using high-grade mortise and tenon joints for optimum stability.

front vice



This precisely clamping front vice with its flat threaded spindle and steel guide rod guarantees maximum even pressure over the entire vice width. The vice is designed so that when unilateral loads are applied to the clamping jaw and at maximum clamping pressure, a uniform pressure is exerted over the whole width of the vice.

panel joints

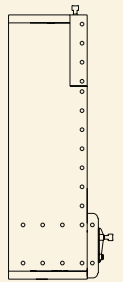


The tothing and resulting increase in the glued area ensures maximum strength of the glued joint.

Better by tradition!



Carpenters bench model 5



ULMIA carpenters bench model 5

Top and trestle made of selected solid red beech, 45 mm wide cross bars on the face sides, top without storage recess, surface waxed and polished. Front vice made of solid cast iron and steel construction, tail vice with adjustable box guide. Delivery includes 2 tommy bars and 4 aluminium round bench dogs with ball arrest mechanism.

Products are flat packed in stable collapsible cardboard boxes complete with assembly instructions.

Bench top lengths mm		2000
Order number	5-200	
EAN-CODE 40 44637	10536 9	
Specifications		
Top dimensions without vices WxT mm	2000 x 640	
Worktop thickness mm	50	
Height of bench dog rail mm	120	
Top dimensions incl. vices WxT mm	2085 x 835	
Working height mm	900	
Clamping width front vice mm	215	
Clamping width tail vice mm	240	
Weight appr. kg	114	

Available accessories are detailed on page 10 and 11

Product characteristics of ULMIA workbenches

trestle

All trestles are produced using high-grade mortise and tenon joints for optimum stability.

front vice

This classic flat iron guide guarantees maximum even pressure over the entire vice width. The vice is designed so that when unilateral loads are applied to the clamping jaw and at maximum clamping pressure, a uniform pressure is exerted over the whole width of the vice.

panel joints

The tothing and resulting increase in the glued area ensures maximum strength of the glued joint.



WORKBENCHES

ULMIA underhung drawer with drawer stop

for mounting (also retrofitting) in carpenters bench models 2, 3, 4 and 5. Guide rails and fastening materials are supplied. The bench worktops are predrilled underneath.

Dim.: Width 540 mm
Depth 535 mm
Height 140 mm



Order no.	EAN-CODE 40 44637	Description	kg
10-10	10105 7	Underhung drawer to fit model 2 and 3	4,5
10-11	10112 5	Underhung drawer to fit model 4 and 5	4,5

ULMIA substructure cabinet with 2 drawers

for mounting (also retrofitting) in carpenters bench models 2, 3, 4 and 5. Drawers lockable, ball bearing roller guide, 100 % drawer.

Front heights: 90 und 230 mm
Usable height: 80 und 140 mm
Internal dim.: Width 750 mm
Depth 380 mm
Overall dim.: Width 860 mm
Depth 455 mm
Height 400 mm



Order no.	EAN-CODE 40 44637	Description	kg
10-20	10106 4	Substructure cabinet without tool fixtures	34,00

Tool sets with matching fixtures are listed on pages 58 - 62.

ULMIA storage tray next to substructure cabinet

for mounting (also retrofitting) in the pedestals of carpenters bench models 2, 3, 4 and 5.

Dim.: Width 700 mm
Depth 430 mm
Height 20 mm



Order no.	EAN-CODE 40 44637	Description	kg
10-30	10107 1	Storage tray next to substructure cabinet	4,2

ULMIA storage tray

for mounting (also retrofitting) in the trestles of carpenters bench models 2, 3, 4 and 5.

Dim.: Width 1550 mm
Depth 430 mm
Height 20 mm



Order no.	EAN-CODE 40 44637	Description	kg
10-40	10108 8	Storage tray	9,5

ULMIA pull-out compartment - patented

for mounting (also retrofitting) in carpenters bench models 2, 3, 4 and 5 to fit all available bench top lengths, lockable.

The pedestals of all carpenters benches are prepared for pull-out compartment installation.

Internal dim.: Width 1490 mm
Depth 370 mm
Height 200 mm



Order no.	EAN-CODE 40 44637	Description	kg
10-50	10109 5	Pull-out compartment without tool fixtures	32,00

Tool sets with matching fixtures are listed on pages 58 - 62

Products are flat packed in stable collapsible cardboard boxes complete with assembly instructions.

Better by tradition!



ULMIA
height-adjustable
trestle to fit
all ULMIA

carpenters benches*.

2 trapezoidal spindles permit the working height to be steplessly adjusted from 700 - 1000 mm. 4 tilting type clamp levers are used as stabilizers. An integrated spirit level permits horizontal alignment of the work surface. The front vice is designed to permit displacement to the rear to afford greater legroom for work performed sitting down.



Order no.	EAN-CODE 40 44637	Description	kg
10-70	10529 1	Height adjustable trestle Delivery only in conjunction with a carpenters bench (instead of the standard trestle/ not with pull-out compartment 10-50)	37,0
10-71	10631 1	Height adjustable trestle for mounting in existing ULMIA carpenters' benches* (not with pull-out compartment 10- 50)	37,0

Products are flat packed in stable collapsible cardboard boxes complete with assembly instructions.

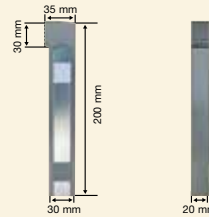
* To fit ULMIA carpenters benches models 2, 3, 4 and 5 from 2001

ULMIA
rectangular bench dogs

(pair) for carpenters benches model 2 and 3.
Length 200 mm



Order no.	EAN-CODE 40 44637	Description	kg
10-60	10115 6	Rectangular bench dog (pair)	1,26



ULMIA
aluminium edge bench dogs with ball arrest mechanism dia. 30 mm

(pair) for carpenters bench model 4 and 5.



Order no.	EAN-CODE 40 44637	Description	kg
10-62	10116 3	Aluminium edge bench dog (pair)	0,74

ULMIA
side bench dogs (pair)

for Carpenters bench models 2, 3, 4 and 5.



Order no.	EAN-CODE 40 44637	Description	kg
10-63	10117 0	Side bench dogs (pair)	1,48

ULMIA
tommy bar (1 unit)

for carpenters bench models 2, 3, 4 and 5.
Diameter 28 mm
Length 290 mm



Order no.	EAN-CODE 40 44637	Description	kg
10-64	10118 7	Tommy bar	0,2



**ULMIA PLANES –
UNIQUE
UNMISTAKABLE**

ULMIA planes – technical characteristics

Plane body made of steamed red beech, pearwood or white beech depending on the model, with strong, deep, and pointed inclined toothing, glued-on plane sole in white beech or lignum vitae.

Plane handle and hand guard made of steamed red beech or pearwood depending on the model, **ergonomically moulded** for optimum grip, equally suit-able for left and right-handers, let into the plane body, tenoned-in and glued.

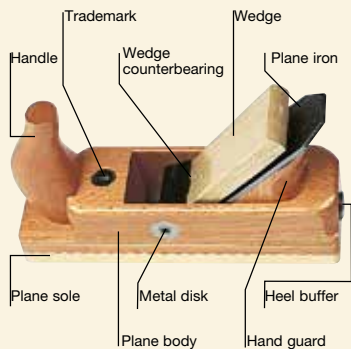
Wedge counterbearing rotatable, allowing shavings to pass freely. Shaft firmly anchored in the plane body by thick round metal plates.

Heel buffer made of metal to protect the plane body when resetting the plane iron with hammer blows.

Plane iron made of grade one tool steel. All plane irons are sharpened ready for use.

Wedge made of white beech, can be detached by lateral pressure without hammer blows.

All planes come with a highly load-resistant surface coating (varnish).



ULMIA planes – with precision setting

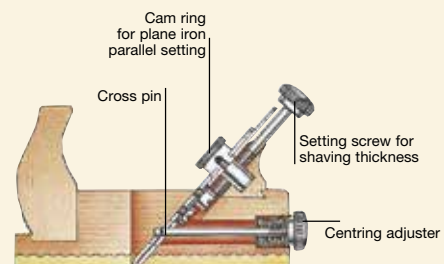
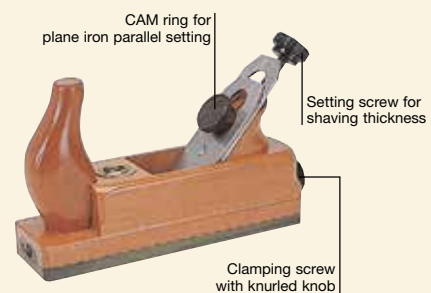
Precision setting using the precision thread permits fast, back-lash-free setting of the plane iron / shaving thickness. The heel buffer is no longer required.

Mounting the plane iron

1. Insert the eccentric ring in the plane iron slot.
2. Insert the plane iron into the chip box and place the cam ring on the centring adjuster.
3. Turn the cross pin into the plane iron slot by 90° and slightly tighten the clamping screw.
4. Set the plane iron to the required shaving thickness with the setting screw.
5. By turning the cam ring, set or align the plane iron parallel to the plane sole.
6. Tighten the clamping screw again.

Removing the plane iron

1. Release the clamping screw until the cross pin can be rotated by 90° in the plane iron slot (do not unscrew).
2. Release the setting screw (for backlash-free adjustment of the shaving thickness) with appr. 5 to 6 turns.
3. Pull the cam ring (for plane iron parallel adjustment) out forward together with the plane iron by gently turning backwards and forwards (1/4 turn).



WOODWORKING TOOLS

ULMIA scrub plane

as per DIN 7310, plane iron as per DIN 5146. With white beech or lignum vitae sole.

Length of plane body	240 mm
Width of plane body	49 mm
Cutting angle	45°
Width of plane iron	33 mm
Length of plane iron	180 mm
Plane iron bevel angle	25°



Application:

Processing of very rough, uneven or contaminated surfaces in preparation for smoothing or levelling (rough planing) the surface of rough sawn or bowed boards.

Order no.	EAN-CODE 40 44637	Description	kg
HW5-33	10119 4	Scrub plane with white beech sole and single iron 33 mm	0,82
E-HW5-33	10122 4	Single iron without chipbreaker Width of iron 33 mm	0,2

ULMIA bench plane

as per DIN 7311, plane iron as per DIN 5145. With white beech or lignum vitae sole.

Length of plane body	240 mm
Width of plane body	64 mm
Cutting angle	45°
Width of plane iron	48 mm
Length of plane iron	190 mm
Plane iron bevel angle	25°



Application:

For initial processing of rough sawn or scrub planed surfaces (finishing). Particularly suitable for trimming warped, rough boards at an incline to the grain and also for shaving cross-grained wood.

Order no.	EAN-CODE 40 44637	Description	kg
HW4-48	10125 5	Bench plane with white beech sole and single iron 48 mm	1,0
HP4-48	10126 2	Bench plane with lignum vitae sole and single iron 48 mm	1,20
E-HW4-48	10127 9	Single iron without chipbreaker Width of iron 48 mm	0,25

ULMIA jointer plane

as per DIN 7218, plane iron as per DIN 5145. With white beech or lignum vitae sole.

Length of plane body	600 mm
Width of plane body	80 mm
Cutting angle	45°
Width of plane iron	60 mm
Length of plane iron	190 mm
Plane iron bevel angle	25°



Application:

For finishing and level planing surfaces, joints and straight edges. Particularly suitable for processing large workpieces with long surfaces and for shaving and jointing.

Order no.	EAN-CODE 40 44637	Description	kg
HW1-60	10128 6	Jointer plane with white beech sole and double iron 60 mm	3,62
E-HW1-60	10130 9	Single iron without chipbreaker Width of iron 60 mm	0,32
D-HW1-60	10131 6	Double iron with chipbreaker Width of iron 60 mm	0,44



Better by tradition!



ULMIA short jointer plane

as per DIN 7218, plane iron as per DIN 5145. With white beech sole.

Length of plane body	480 mm
Width of plane body	74 mm
Cutting angle	49°
Width of plane iron	54 mm
Length of plane iron	190 mm
Plane iron bevel angle	25°



Application:

For trimming and level planing of surfaces, joints and straight edges. Particularly suitable for processing large workpieces with long surface areas, and for shaving and jointing. Its particular feature is a cutting angle of 49°, which lends the short jointer plane characteristics similar to a very long smoothing plane.

Order no.	EAN-CODE 40 44637	Description	kg
HW1A-54	10132 3	Short jointer plane with white beech sole and double iron 54 mm	2,44
E-HW1A-54	10133 0	Single iron without chipbreaker Width of iron 54 mm	0,22
D-HW1A-54	10134 7	Double iron with chipbreaker Width of iron 54 mm	0,40

ULMIA jack plane

as per DIN 7219, plane iron as per DIN 5145.

With white beech or lignum vitae sole.

Length of plane body	240 mm
Width of plane body	64 mm
Cutting angle	45°
Width of plane iron	48 mm
Length of plane iron	190 mm
Plane iron bevel angle	25°



Application:

For levelling and smoothing finished surfaces along and also at an incline to the grain. Application similar to the jointer plain, but on smaller workpieces.

Order no.	EAN-CODE 40 44637	Description	kg
HW2-48	10135 4	Jack plane with white beech sole and double iron 48 mm	1,12
HP2-48	10136 1	Jack plane with lignum vitae sole and double iron 48 mm	1,30
HW2W-48	10549 9	Jack plane with reversible blade with white beech sole and reversible blade iron 48 mm	1,30
E-HW2-48	10137 8	Single iron without chipbreaker Width of iron 48 mm	0,23
D-HW2-48	10138 5	Double iron with chipbreaker Width of iron 48 mm	0,34
424	10550 5	Reversible blade iron Tool steel version, 48 mm wide, for jack and smoothing planes	0,28
430	10551 2	Reversible blade, tool steel (packs of five)	0,03

ULMIA smoothing plane

as per DIN 7220, plane iron as per DIN 5145.

With white beech or lignum vitae sole.

Length of plane body	220 mm
Width of plane body	64 mm
Cutting angle	49°
Width of plane iron	48 mm
Length of plane iron	190 mm
Plane iron bevel angle	25°



Application:

For smoothing solid wood and veneered surfaces and for smoothing and matching in work. When working with knots or alternating spiral grain, it leaves no visible planing joints.

Order no.	EAN-CODE 40 44637	Description	kg
HW3-48	10139 2	Smoothing plane with white beech sole and double iron 48 mm	1,08
HP3-48	10140 8	Smoothing plane with lignum vitae sole and double iron 48 mm	1,12
HW3W-48	10556 7	Smoothing plane with reversible blade with white beech sole and reversible blade iron 48 mm	1,30
E-HW2-48	10137 8	Single iron without chipbreaker Width of iron 48 mm	0,23
D-HW2-48	10138 5	Double iron with chipbreaker Width of iron 48 mm	0,34
424	10550 5	Reversible blade iron Tool steel version, 48 mm wide, for jack and smoothing planes	0,28
430	10551 2	Reversible blade, tool steel (packs of five)	0,03

WOODWORKING TOOLS

ULMIA reform smoothing plane

as per DIN 7305,
plane iron as per DIN 5149.

Plane body made of pear wood,
with lignum vitae sole.

Length of plane body	220 mm
Width of plane body	64 mm
Cutting angle	49°
Width of plane Length	48 mm
Length of plane iron	180 mm
Plane iron bevel angle	25°



Application:

For ultra-fine smoothing along the grain, particularly with veneered surfaces. The conventional reform smoothing plane to address the most stringent demands.

Order no.	EAN-CODE 40 44637	Description	kg
25-48	10141 5	Reform smoothing plane with lignum vitae sole and double iron 48 mm	1,26
E-25-48	10142 2	Single iron without chipbreaker Width of iron 48 mm	0,16
D-25-48	10143 9	Double iron with chipbreaker Width of iron 48 mm	0,28
423	10636 6	6 Reversible blade iron Tool steel version, 48 mm wide for jack and smoothing planes	0,31
430	10551 2	Reversible blade, tool steel (packs of five)	0,03

ULMIA smoothing plane with precision iron setting

as per DIN 7220, plane iron as per DIN 5145.

With white beech sole.

Length of plane body	220 mm
Width of plane body	64 mm
Cutting angle	49°
Width of plane iron	48 mm
Length of plane iron	170 mm
Plane iron bevel angle	25°



Application:

For smoothing solid wood and veneered surfaces as well as for smoothing and matching in work. It leaves no visible planing joints in woods with knots or alternating spiral grain. Backlash-free precision iron setting ensures accurate setting of the required shaving thickness.

Order no.	EAN-CODE 40 44637	Description	kg
HW3FN-48	10144 6	Smoothing plane with precision setting with white beech sole and double iron 48 mm	1,21
D-HW3FN-48	10146 0	Double iron with chipbreaker Width of iron 48 mm	0,32

ULMIA reform smoothing plane with precision iron setting

as per DIN 7220,
plane iron as per DIN 5145.

Plane body made of pear wood,
with lignum vitae sole.

Length of plane body	220 mm
Width of plane body	64 mm
Cutting angle	49°
Width of plane iron	48 mm
Length of plane iron	170 mm
Plane iron bevel angle	25°



Application:

For ultra-fine smoothing along the grain, particularly with veneered surfaces. Backlashfree precision iron setting ensures accurate setting of the required shaving thickness. Innovative reform smoothing plane to address the most stringent demands.

Order no.	EAN-CODE 40 44637	Description	kg
25FN-48	10147 7	Reform smoothing plane with precision setting with lignum vitae sole and double iron 48 mm	1,28
D-HW3FN-48	10146 0	Double iron with chipbreaker Width of iron 48 mm	0,32



Better by tradition!



ULMIA end grain plane

with metal sole.

Length of plane body	220 mm
Width of plane body	61 mm
Cutting angle	49°
Width of plane iron	45 mm
Length of plane iron	180 mm
Plane iron bevel angle	25°



Application:
Planing the wood end grain

Order no.	EAN-CODE 40 44637	Description	kg
043	10558 1	End grain plane with metal sole and double iron 45 mm	1,45
E-25-45	10559 8	Single iron without chipbreaker Width of iron 45 mm	0,14
D-25-45	10560 4	Double iron with chipbreaker Width of iron 45 mm	0,22

ULMIA end grain plane for plastic edges

with metal sole and special double iron made of hardened high-speed steel (HSS)

Length of plane body	220 mm
Width of plane body	61 mm
Cutting angle	49°
Width of plane iron	45 mm
Length of plane iron	180 mm
Plane iron bevel angle	45°



Application:
For end grain planing of plastic edges
e.g. melamine coated edges or laminate edging material (HPL), ABS and other materials.

Order no.	EAN-CODE 40 44637	Description	kg
43SK	10561 1	End grain plane for plastic edges with metal sole and special double iron 45 mm in hardened high speed steel	1,45
E-43SK-45	10562 8	Single iron without chipbreaker Width of iron 45 mm	0,14
D-43SK-45	10563 5	Double iron with chipbreaker Width of iron 45 mm	0,24

ULMIA rabbet plane with single iron

as per DIN 7306,
plane iron as per DIN 7372.
Plane body in white beech.

Length of plane body	270 mm
Width of plane body	30 mm
Cutting angle	49°
Width of plane iron	30 mm
Length of plane iron	190 mm
Plane iron bevel angle	25°




Application:
For planing out rabbets on doors and windows, profile corners and edges.

Order no.	EAN-CODE 40 44637	Description	kg
HW7-30	10148 4	Rabbet plane with single iron in white beech with single iron 30 mm	0,65
E-HW7-30	10149 1	Single iron Width of iron 30 mm	0,12

ULMIA rabbet plane with double iron

as per DIN 7307, plane iron
as per DIN 7372. Plane body
in white beech.

Length of plane body	270 mm
Width of plane body	30 mm
Cutting angle	49°
Width of plane iron	30 mm
Length of plane iron	190 mm
Plane iron bevel angle	25°



Application:
For planing out and smoothing of rabbets on doors and windows, profile corners and edges.

Order no.	EAN-CODE 40 44637	Description	kg
HW8-30	10150 7	Rabbet plane with double iron in white beech, with double iron 30 mm	0,70
HP8-30	10151 4	Rabbet plane with double iron in white beech, with lignum vitae sole and double iron 30 mm	0,80
HW8W-30	10625 0	Double rabbet plane in white beech with reversible blade iron 30 mm	
D-HW8-30	10153 8	Double iron with chipbreaker Width of iron 30 mm	0,16
422	10557 4	Reversible blade iron Tool steel version, width of iron 30 mm	
426	10626 7	Tool steel reversible blade Width of iron 30 mm (packs of five)	

WOODWORKING TOOLS

ULMIA stepped rabbet plane with single / double iron

Plane iron as per DIN 7372.
Plane body in white beech.

Length of plane body	165 mm
Width of plane body	30 mm
Cutting angle	49°
Width of plane iron	30 mm
Length of plane iron	190 mm
Plane iron bevel angle	25°



Model HW 8A



Model HW 7A

Application:

Finishing work (jointing) on corners and rabbets as well as finish jointing of continuous rabbets.

Order no.	EAN-CODE 40 44637	Description	kg
HW7A-30	10154 5	Stepped rabbet plane single in white beech with single iron 30 mm	0,40
HW8A-30	10155 2	Stepped rabbet plane double in white beech with double iron 30 mm	0,50
HW8AW-30	10628 1	Stepped rabbet plane double in white beech with reversible blade iron 30 mm	0,50
E-HW7-30	10149 1	Single iron Width of iron 30 mm	0,12
D-HW8-30	10153 8	Double iron with chipbreaker Width of iron 30 mm	0,16
422	10557 4	Reversible blade iron Tool steel version, iron width 30 mm	
426	10626 7	Tool steel reversible blade Width of iron 30 mm (packs of five)	

ULMIA filletster plane with single iron

Plane body made of red beech, with white beech sole. With adjustable side and depth fence, for setting the width and depth of the rabbet. The integrated leading blade prevents surface tearing.

Length of plane body	240 mm
Width of plane body	58 mm
Cutting angle	45°
Width of plane iron	33 mm
Length of plane iron	180 mm
Plane iron bevel angle	25°



Front view



Rear view

Application:

For producing all kinds of rabbets.

Order no.	EAN-CODE 40 44637	Description	kg
492	10156 9	Filletster plane with white beech sole with single iron 33 mm	1,10
E-492-33	10157 6	Single iron Width of iron 33 mm	0,20
E-V-11	10158 3	Leading blade, width 11 mm	0,04

ULMIA router plane

Height-adjustable angled iron for equipment with 3 different widths. With a handle on either side. Plane body made of red beech.

Length of plane body	235 mm
Width of plane body	95 mm
Cutting angle	35°
Width of plane iron 10, 15, 20 mm	
Length of plane iron	130 mm
Plane iron bevel angle	25°



Application:

Used to work dovetails cut with a grooving saw and mortised using a firmer chisel to an even depth. Also produces a precise depth and even groove floor, while cutting the floor of right-angled grooves and dovetails.

Order no.	EAN-CODE 40 44637	Description	kg
500-E	10170 5	Router plane with 3 iron 10, 15, 20 mm	1,00
E-500E-10	10171 2	Single iron 10 mm	0,10
E-500E-15	10172 9	Single iron 15 mm	0,11
E-500E-20	10173 6	Single iron 20 mm	0,12




Better by tradition!



ULMIA radius plane

Plane body and control elements made of metal, with double iron, width of iron 44 mm. Iron sole with convex and concave adjustment facility, permitting adjustment to any curve radius. The iron sole is adjusted by an adjusting screw.

Length of plane body	260 mm
Width of plane body	60 mm
Cutting angle	55°
Width of plane iron	44 mm
Length of plane iron	190 mm
Plane iron bevel angle	25°



Application:

For planing convex and concave curved surfaces and for finish planing and smoothing of cambered surfaces, bent and curved wooden components.

Order no.	EAN-CODE 40 44637	Description	kg
545	10174 3	Radius plane Width of iron 44 mm for soft wood	1,74
546	10175 0	Radius plane Width of iron 44 mm for plastic and hard wood	1,74
E-545-44	10176 7	Single iron without chipbreaker for soft wood Width of iron 44 mm	0,14
D-545-44	10177 4	Double iron with chipbreaker for soft wood Width of iron 44 mm	0,24
E-546-44	10178 1	Single iron without chipbreaker for plastic and hard wood Width of iron 44 mm	0,14
D-546-44	10179 8	Double iron with chipbreaker for plastic and hard wood Width of iron 44 mm	0,21

ULMIA veneer spokeshave

equipped with scraper (scraper plane). Made of grey cast iron, with bent handle on the left and right.

Length	285 mm
Width	70 mm
Cutting angle	69°
Width of scraper	70 mm
Length of scraper	60 mm



Application:

For scraping large areas and for removing glue traces and paper residues.

Order no.	EAN-CODE 40 44637	Description	kg
547	10180 4	Veneer spokeshave in grey cast iron with scraper, width 70 mm	0,70
E-547-70	10181 1	Scraper, width 70 mm	0,04

ULMIA spokeshave with straight iron

in grey cast iron, with bent handle on the left and right.

Length	250 mm
Width	20 mm
Cutting angle	44°
Width of plane iron	52 mm
Length of plane iron	45 mm
Plane iron bevel angle	34°



Application:

For processing flat surfaces and curves with tight radiuses as well as curved edges, in particular on frame furniture.

Order no.	EAN-CODE 40 44637	Description	kg
541	10182 2	Spokeshave in grey cast iron with straight iron 52 mm	0,32
E-541-52	10183 5	Single iron without chipbreaker Width of iron 52 mm	0,03

ULMIA spokeshave with bent iron

in grey cast iron, with bent handle on the left and right.

Length	250 mm
Width	25 mm
Cutting angle	45°
Width of plane iron	52 mm
Length of plane iron	55 mm
Plane iron bevel angle	34°



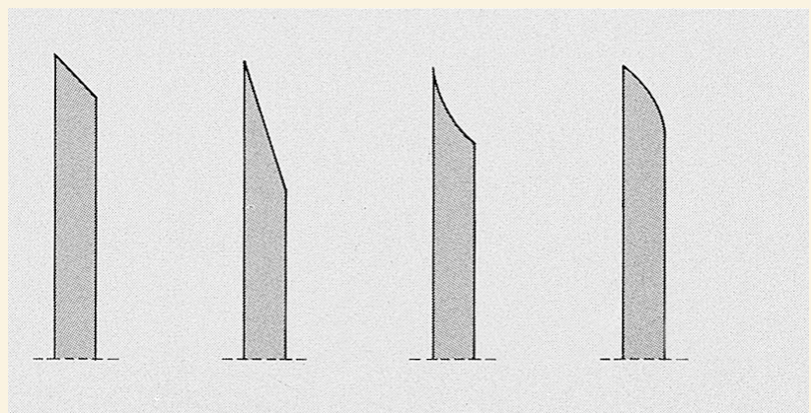
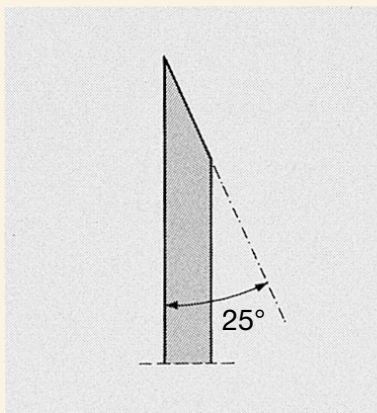
Application:

Primarily for processing round rods.

Order no.	EAN-CODE 40 44637	Description	kg
543	10184 2	Spokeshave in grey cast iron with bent iron 52 mm	0,27
E-543-52	10185 9	Single iron without chipbreaker Width of iron 52 mm	0,03

The perfect way to sharpen plane irons

Correct grinding angle



Angle too bunt

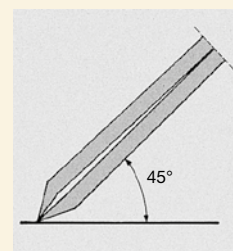
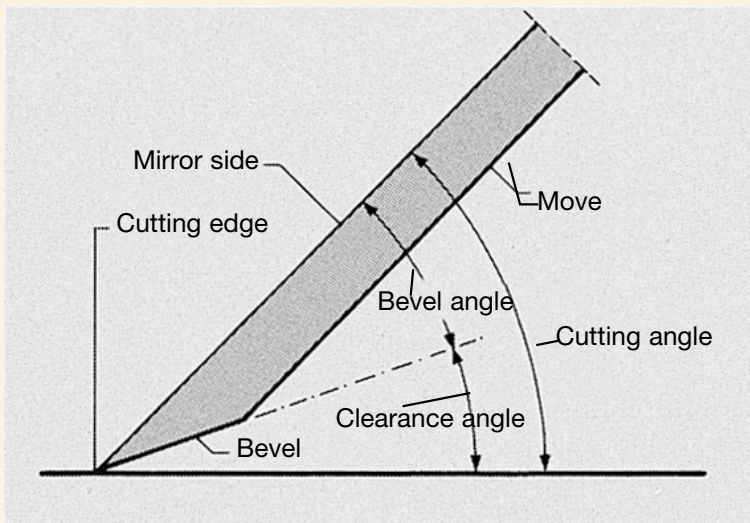
Angle too acute

Concave ground

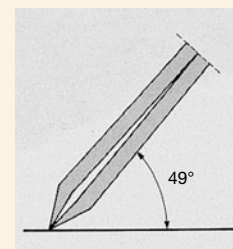
Convex ground

Plane iron engagement

(Cutting angle and chip passage)



Scrub plane
Bench plane
Jointer plane
Jack plane



Short jointer plane
Smoothing plane
Reform smoothing
Smoothing and reform smoothing plane
Rabbit plane

Correct treatment of plane irons is essential to the achievement of an excellent cut and perfect work results. Those who take the trouble to sharpen their iron correctly will be making their own job easier and cutting down on wastage and complaints.

To sharpen plane irons, it is possible to use either a rotating cylindrical honing stone or, better still, a special plane iron grinding machine with flared cup wheel and a grinding support with precision feed.

A difference is drawn between natural sandstone, emery blocks and carborundum stones. When using artificial stones, pay attention to use a uniform, fine and sharp grain with a bond which is neither too soft nor too hard. Carborundum stones are the preferred option over conventional emery blocks due to their substantially greater sharpening power.

The once widely popular method of using a prismatic sandstone in a water trough requires a certain degree of skill, and is only rarely used nowadays. This involves pushing the plane iron backwards and forwards on the stone with its bevelled face downwards. For the skilled expert, its plane parallel surfaces ensures the plane iron a flat ground bevel from the start.

A cylindrical sharpening stone should have a diameter of at least 500 mm, to ensure that the bevel of the plane iron is ground with as little "dishing" effect as possible. The sharpening stone must be perfectly concentric and will require periodical true-ing, as otherwise it will not be possible to achieve a straight sharpened edge over the whole width. The plane iron is held in a mount which is previously set to the required sharpening angle. To ensure that the sharpening stone wears evenly over its whole width, the plane iron must be moved from side to side during the grinding process.

The friction produced during grinding generates a high level of heat in the plane iron which can result in slight burn effects. This is what causes the cutting edge to sometimes turn blue. To avoid this happening, ideally water cooling should be used. This can be dispensed with when using sharpening equipment which permits extremely sensitive and precise regulation of the grinding wheel engagement. The grinding wheel always moves against the plane iron.

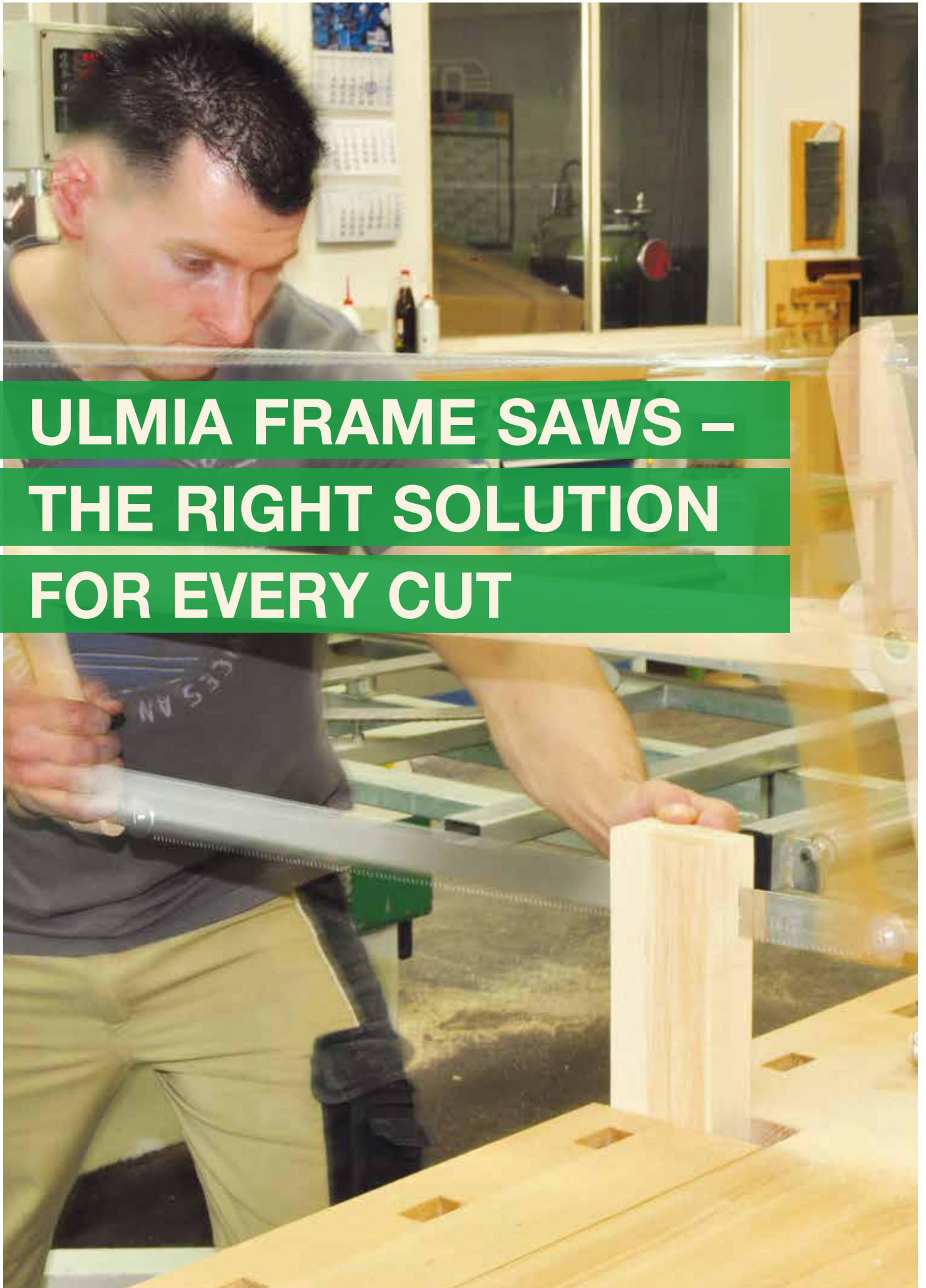
The bevel or sharpening angle is around 25° on average, whereby the length of the bevel corresponds to around twice the iron thickness. The bevel should be flat or concave only in as far as necessitated by the diameter of the grinding wheel, which should be selected as large as possible.

The iron should continue to be ground until a fine burr is created on the cutting edge. The edge should never under any circumstances be allowed to turn blue or yellow, as this will compromise the hardness of the material and the cutting ability of the plain iron.

Man-made or natural stones are used for sharpening. Natural stones include Belgian blocks and Arkansas oilstones. When using Belgian blocks, sharpening takes place exclusively with the application of water, while with Arkansas stones an oil mixture is used.

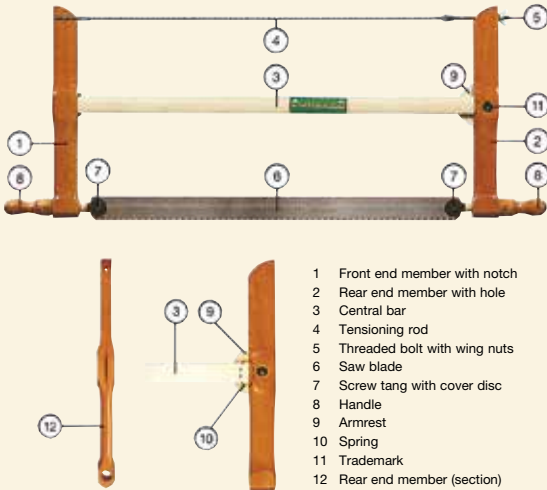
Initially the iron is sharpened flat against the bevel surface, then the smooth front side is sharpened. This process is continued in alternation until the generated grinding burr has been removed. The quality of the cutting edge can then be carefully tested against a thumb.

In the case of plane irons made of special steel for planing plastic edges, the bevel or sharpening angle amounts to 42°. This type of plane iron can only be sharpened wet.



**ULMIA FRAME SAWS –
THE RIGHT SOLUTION
FOR EVERY CUT**

Original ULMIA frame saws are ready-to-use quality tools with a wide range of characteristics and features distinguishing them from frame saws of other makes.



End members

made of best quality steamed red beech, moulded oval at the handle but left at full thickness to accommodate the central bar. All surfaces fine sanded, all edges bevelled.

Central bar

made of best quality limewood, moulded oval, light, elastic and shock absorbent, with glued-in arm support to reinforce the saw frame.

Tensioning rod

made of 2.2 mm thick twisted wire, galvanized, non-rusting.

Threaded bolt

made of steel with thread for steel wing nuts for tensioning the wire.

Saw blade

made of high-grade Swedish steel, ready to use, i.e. set and sharpened, with various toothing types, partially with hardened tips, i.e. resharpening not possible.

Screw tang

made of steel, heavy-duty design with cover plate for saw blade fixture.

Saw handle

made of best quality steamed red beech, turned to fit the contour of the hand.

Armrest

made of tough white beech to reinforce the saw frame / to accommodate the iron spring, glued into the central bar.

Spring

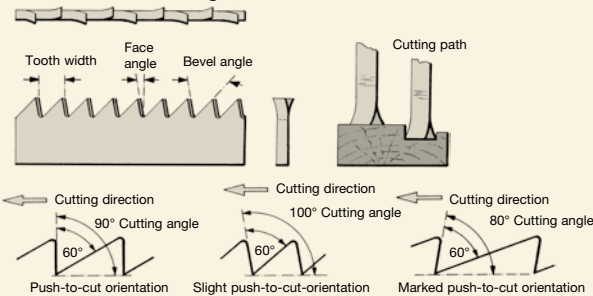
made of steel, each let half into the end member and central bar as a torsion safeguard for the end member.

Wood surfaces

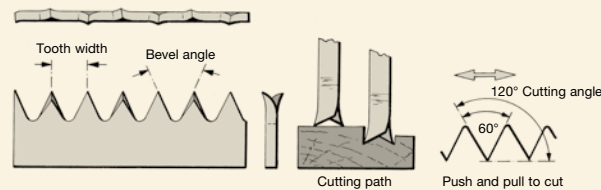
All surfaces fine sanded with highly abrasion resistant varnish.

Toothing types through different cutting angles

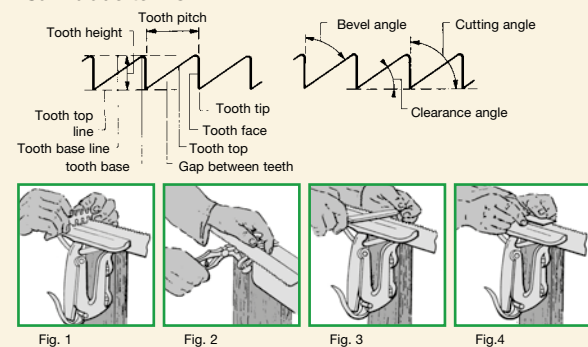
Push-to-cut toothing



Push-to-cut



Saw blade terms



Some background information on "setting, sharpening and trimming" saw blades for frame saws

Even if these techniques are nowadays restricted to the training sector, below we have outlined some of the most important tips:

Setting

Setting prevents the saw from jamming, ensuring that it is able to cut freely through the material. A handset (Fig. 1) or setting depth and height-adjustable setting pliers (Fig. 2) are used to bend the teeth alternately to the left and right. This must be done evenly to prevent the saw migrating to one side. The setting width should never be more than twice the blade thickness. Excessive setting results in a cut which is too wide and uneven. The setting depth should be around half the tooth height, as otherwise there is a danger of crack formation in the tooth base. To avoid tool breakage, never bend a tooth to the right that has been previously set to the left and vice versa.

Sharpening

Sharpening takes place by filing the tooth face and top using a three square file. This is always done after setting. To sharpen, the saw blade is clamped in the sloping clamp close to the base of the teeth and clamped by the clamping jaws over its complete length (Fig. 3). To prevent premature blunting of the file due to vibrations of the saw blade, the teeth may only be permitted to project far enough for the file to just be able to pass above the jaws. The file must be guided horizontally and exerting a slight pressure to ensure that the edges of the teeth are fully and evenly engaged.

Trimming

Setting and sharpening alone does not guarantee optimum cutting capability of a saw, as repeated sharpening will change the shape and height of the tooth. The row of teeth which once lay in perfect flush alignment becomes uneven, teeth which have worn down further stand back from the row and so do cut into the material - this reduces the cutting performance. This type of toothing can be rendered reusable by trimming. For this purpose, the saw blade is clamped in a sloping clamp (Fig. 4) and filed over the row of teeth with a flat file until a small surface has formed on each tooth tip. Individual teeth which have been worn down excessively are not included in process. The saw blade is then evenly filed through using the three square file, with each tooth receiving generally 3 - 4 strokes of the file without exception. This process is repeated until all the teeth are the same shape. The saw blade is then set and filed through one last time.

WOODWORKING TOOLS

ULMIA buck saw (hand saws) as per DIN 7245, Form C
 Saw blade length 600 / 700 mm
 Tooth width 5,0 mm
 Tothing type Push-to-cut
 Blade width 40 mm



Application:
 Large push-to-cut saw teeth for coarser cuts. Particularly suited for cutting to size and cross cutting of sawn timber.

Order no.	EAN-CODE 40 44637	Description	kg
270-600	10195 8	Buck saw (hand saw) Blade length 600 mm	1,08
230-600	10196 5	Saw blade without tangs Blade length 600 mm, TW 5 mm	0,12
235-600	10197 2	Saw blade with tangs Blade length 600 mm, TW 5 mm	0,18
270-700	10198 9	Buck saw (hand saw) Blade length 700 mm	1,15
230-700	10199 6	Saw blade without tangs Blade length 700 mm, TW 5 mm	0,14
235-700	10200 9	Saw blade with tangs Blade length 700 mm, TW 5 mm	0,20

ULMIA crosscut saw
 as per DIN 7245, Form D
 Saw blade length 600 / 700 mm
 Tooth width 3,0 mm
 Tothing type Push-to-cut
 Blade width 40 mm



Application:
 Medium saw teeth with slight push-to-cut orientation for fine and precise cuts, cross-cutting tenons and sawing dovetail tenons.

Order no.	EAN-CODE 40 44637	Description	kg
271-600	10204 7	Crosscut saw Blade length 600 mm	0,95
231-600	10205 4	Saw blade without tangs Blade length 600 mm, TW 3 mm	0,12
236-600	10206 1	Saw blade with tangs Blade length 600 mm, TW 3 mm	0,18
271-700	10207 8	Crosscut saw Blade length 700 mm	1,10
231-700	10208 5	Saw blade without tangs Blade length 700 mm, TW 5 mm	0,14
236-700	10209 2	Saw blade with tangs Blade length 700 mm, TW 3 mm	0,20

ULMIA farmer's saw
 as per DIN 7245, Form G
 Saw blade length 600 / 700 mm
 Tooth width 6,0 mm
 Tothing type Pull and Push-to-cut
 Blade width 38 mm



Application:
 Large saw teeth with marked push and pull-to-cut orientation for coarse cuts. For cutting boards, square-edged timber, round wood and firewood.

Order no.	EAN-CODE 40 44637	Description	kg
270W-600	10210 8	8 Farmer's saw Blade length 600 mm	1,00
233-600	10211 5	Saw blade without tangs Blade length 600 mm, TW 6 mm	0,12
238-600	10212 2	Saw blade with tangs Blade length 600 mm, TW 6 mm	0,18
270W-700	10213 9	Farmer's saw Blade length 700 mm	1,10
233-700	10214 6	Saw blade without tangs Blade length 700 mm, TW 6 mm	0,14
238-700	10215 3	Saw blade with tangs Blade length 700 mm, TW 6 mm	0,18

ULMIA buck saw
 as per DIN 7245, Form C,
 Saw teeth tips hardened (hardness over 70 HRC), no resharpening capability.
 Saw blade length 600 / 700 mm
 Tooth width 2,0 mm
 Tothing type **Pull-to-cut**
 Blade width 32 mm



Application:
 The high-performance Japanese saw blades configured for pull-to-cut sawing lend this frame saw an amazing "turbo thrust". The laser hardened special tooth-ing ensures effortless and migration-free cuts through any wood, both for rip and cross cutting. These saw blades achieve a far longer service life compared to con-ventional blades.

With high-performance Japanese blades



Order no.	EAN-CODE 40 44637	Description	kg
277-600	10222 1	Buck saw with Japanese blade Blade length 600 mm	0,92
278-600	10223 8	Saw blade without tangs Blade length 600 mm, TW 2 mm	0,12
279-600	10224 5	Saw blade with tangs Blade length 600 mm, TW 2 mm	0,16
277-700	10225 2	Buck saw with Japanese blade Blade length 700 mm	1,08
278-700	10226 9	Saw blade without tangs Blade length 700 mm, TW 2 mm	0,12
279-700	10227 6	Saw blade with tangs Blade length 700 mm, TW 2 mm	0,18

Better by tradition!



ULMIA veneer saw

Saw blade length 75 mm
 Overall length 185 mm
 Tooth width 2,0 mm
 Tothing type Pull-to-cut



Application:

Small teeth set to cut like a knife on the pull stroke. Replaceable saw blade.

Order no.	EAN-CODE 40 44637	Description	kg
727	10243 6	Veneer saw Overall length 185 mm, TW 2.0	0,11
731	10244 3	Spare saw blade 75mm, TW 2.0	0,02

ULMIA grooving saw

Saw blade length 150 mm
 Overall length 270 mm
 Tooth width 4,0 mm
 Tothing type Pull-to-cut



Cutting height adjustable
 from 6 - 18 mm

Application:

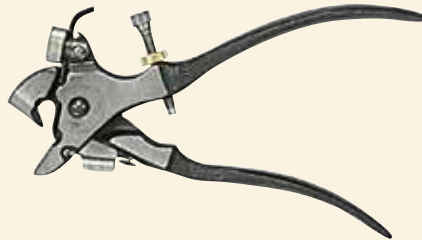
Hand saw with exclusively pull-to-cut teeth. For cutting in sliding dovetail joints, saw blade and groove depth adjustable. Exchangeable saw blade.

Order no.	EAN-CODE 40 44637	Description	kg
148	10571 0	Grooving saw Overall length 270 mm, TW 4,0	0,32
149	10630 4	Spare blade for grooving saw	

ULMIA

Saw setting pliers


in steel, anvil and hammer hardened, adjustable to setting depth and width.
 For all saw types up to appr. 1.5 mm blade thickness.
 Length 175 mm.




Order no.	EAN-CODE 40 44637	Description	kg
0050	10566 6	Saw setting pliers	1,24

ULMIA mitre cutting block

for mitre sawing (angular cuts).
 Made of best quality steamed red beech, with high-grade varnish.
 Base plate and side walls dowed and glued, with mitre slots for 90° (right angle) and 2 x 45° (mitre, e.g. for picture frames).



Model 318




Model 323

Order no.	EAN-CODE 40 44637	Description	kg
318	10245 0	Mitre cutting block Length 250 mm	0,60
323	10246 7	Mitre cutting block Length 350 mm	1,10

Model	318	323
Lenght	250 mm	350 mm
Width	100 mm	115 mm
Height	65 mm	80 mm
Kerf	66 mm	80 mm
Cutting height	47 mm	60 mm

WOODWORKING TOOLS

The new-generation saws: Ulmia Japanese saws with exchangeable blades



Resharpener Japanese saws calls for a good deal of experience due to the complex, fine tothing, and should always be left to specialists. For this reason, saws with exchangeable blades are becoming increasingly popular.

A major benefit of disposable blades is their surface hardening ("pulse" hardening) which brings about a marked improvement in the fracture resistance of the teeth and the blade.

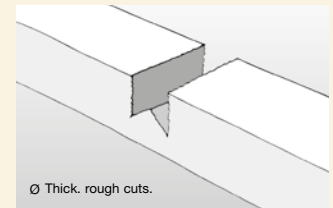
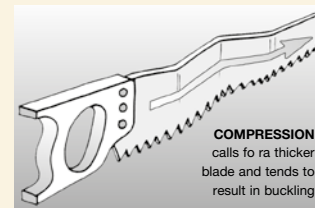
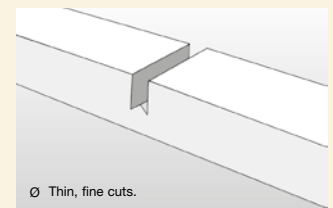
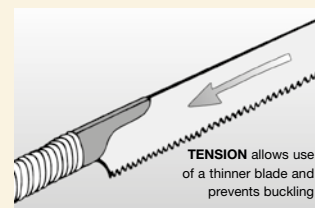
Due to the higher degree of hardness (appr. 70 Rockwell) cutting edge life is increased by around twice that of regular Japanese saws. Their cut is razor sharp and extremely precise. Every blade is subjected to final inspection under the microscope. The tothing is suitable for both soft and hard woods. The handles made of Hinoki wood (Japanese cyprus) are wound with rattan.

Cutting in the reverse stroke - a new sawing technique to revolutionise woodworking

Conventional saws are pushed, calling for a relatively strong, thick blade to guarantee sufficient stability. Japanese saws, conversely, are designed to be pulled. This allows the blades to be produced extremely thin as they are only exposed to tensile forces and are not able to become buckled.

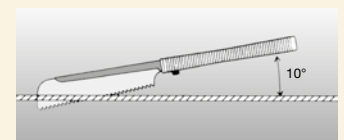
As a consequence, the kerf is substantially finer and the required cutting force correspondingly lower. Special tothing arrangements which guarantee fast, tearfree cuts contribute towards making work processes even easier.

These benefits mean that Japanese saws find an enthusiastic following in all fields of woodworking. The saw handles are relatively long to improve guidance and permit two-handed working for larger cross-sections.



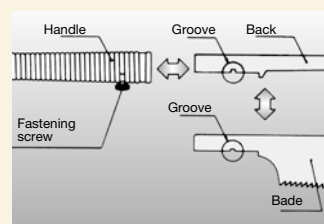
Instructions for use

- It is generally best to hold the saw in the centre of the handle. For precision cuts with short reverse strokes, the saw can be guided in the front third / for fast cuts with long strokes, in the rear third.
- Generally the saw should be guided to the workpiece at a flat angle of inclination (appr. 10°).
- Only exert any pressure when-pulling the saw back; the tothing then "bites" of its own accord. The forward stroke takes place without pressure. The lower the exertion of force, the better the cutting result will generally be.
- Make even, smooth strokes over around 3/4 of the blade length with your eye directly over the cutting line.
- void tilting and jolting the saw blade, whose minimal thickness makes it very sensitive.
- void touching the tothing and the blade, and oil the blade slightly after long periods of non-use (corrosion protection).

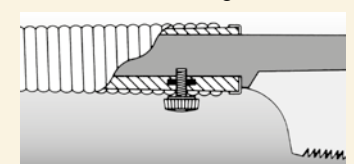


Changing the blade

- The tooth tip hardening process prevents the tothing from being resharpened. When worn or damaged, the blade must be replaced.
- Open the fastening screws.
- Pull the back together with the blade out of the handle.
- Take out the blade (the back is Back not replaced).
- Insert the new blade in the back so that the grooves are flush in alignment.
- Guide the back and blade back into the handle and tighten the fastening screw by hand.



Fixture of the exchange blade



Better by tradition!



Dozuki Backed saw for wood joints and tenons. The back lends the saw rigidity and facilitates guidance. The blade can therefore be designed extremely thin while permitting deep cuts.

ULMIA hand saws

Dozuki Universal

For mortising and wood joints, rip and cross cutting action.

Blade length 240 mm,
Blade width 50 mm,
Blade thickness 0.3 mm,
Tooth pitch 1.5 mm.



Application:
Backed saw for tenons, joints and fitting work. The reinforced back lends rigidity to the saw and simplifies guidance.

Order no.	EAN-CODE 40 44637	Description	kg
261-240	10186 6	Hand saws "Dozuki Universal" Blade length 240 mm	0,22
262-240	10187 3	Saw blade 240 mm for for Hand saws "Dozuki Universal"	0,06

ULMIA hand saws

"Dozuki Mini"

Compact precision saw for small jobs and plunge cuts, primarily cross cutting action.

Blade length 150 mm,
Blade width 30 mm,
Blade thickness 0.3 mm,
Tooth pitch 1.4 mm.



Application:
Backed saw for tenons, joints and fitting work. The compact precision saw for small jobs and plunge cuts.

Order no.	EAN-CODE 40 44637	Description	kg
265-150	10188 0	Hand saws "Dozuki Mini" Blade length 150 mm	0,12
266-150	10189 7	Saw blade 150 mm for Hand saws "Dozuki Mini"	0,03

Ryoba This blade has teeth on both sides, one with trapezoidal toothing, the other with triangular toothing. Ryoba is the most commonly used and most universal of the Japanese saws.

ULMIA hand saws

"Ryoba Komane"

Universal saw with particularly fine toothing for high surface quality.

Blade length 240 mm,
Blade width 84 mm,
Blade thickness 0.4 mm,
Tooth pitch 1.2/3 mm.



Application:
Saw with teeth on both sides for mortises, joints and fitting work. Trapezoidal toothing on one side and triangular toothing on the other permit widely varying application possibilities.

Order no.	EAN-CODE 40 44637	Description	kg
263-240	10190 3	Hand saws „Ryoba Komane“ Blade length 240 mm	0,20
264-240	10191 0	Saw blade 240 mm for Hand saws „Ryoba Komane“	0,10

Kataba

ULMIA hand saws

„Kataba Vario“

Blade length 270 mm,
Blade width 55 mm,
Blade thickness 0.6 mm,
Tooth pitch 1.7 mm.



Application:
Fatigue-free sawing on the reverse stroke, trapezoidal toothing for cross-grain and mitre cuts. Pistol handle.

Order no.	EAN-CODE 40 44637	Description	kg
267-265	10192 7	Hand saws Kataba Vario Blade length 270 mm	0,22
268-265	10193 4	Saw blade 270 mm or Hand saws "Kataba Vario"	0,1

ULMIA precision mitre cutting block

Steplessly adjustable angle and inclination. To fit Japanese Kataba hand saws from a blade thickness of 0.4-0.6 mm.

Scope of delivery: cutting block with protractor, setting gauge, longitudinal and side fence, Allen key and instructions for use.



Order no.	EAN-CODE 40 44637	Description	kg
269-265	10194 1	Precision cutting block	1,28

This new type of cutting block turns any Japanese Kataba saw with blade thickness 0.4 – 0.6 mm into a perfect mitre saw. Its steplessly adjustable inclination and angle make this the ideal device for installation work, fitting cuts in mouldings, frames, joints and for sawing in tenons. The precise blade guidance and the razor sharp toothing of the Kataba saw ensures tear-free cuts with optimum fitting accuracy.

WOODWORKING TOOLS

ULMIA handsaw

as per DIN 7244

Saw blade made of electrosteel, set and sharpened

Saw blade length 300/350/400/450 mm

Tooth width 3,5 mm

Toothing type Push-to-cut



Application:

Coarse push-to-cut oriented saw teeth. From 400 mm saw blade length, the ergonomically shaped handle is supplied in a closed shape.

Order no.	EAN-CODE 40 44637	Description	kg
142-300	10228 3	Hand saw 300 mm Overall length 380 mm, TW 3,5	0,28
142-350	10229 0	Hand saw 350 mm Overall length 430 mm, TW 3,5	0,32
142-400	10230 6	Hand saw 400 mm Overall length 490 mm, TW 3,5	0,38
142-450	10231 3	Hand saw 450 mm Overall length 540 mm, TW 3,5	0,42

ULMIA dovetail saw

as per DIN 7243

Saw blade made of electrosteel, set and sharpened

Handle made of impact-resistant ABS plastic

Saw blade length 300/350 mm

Tooth width 3,0 mm

Cutting height 77 mm

Toothing type Push-to-cut



Application:

Small saw teeth with a slight push-to-cut orientation for fine cuts.

Order no.	EAN-CODE 40 44637	Description	kg
143-300	10232 0	Dovetail saw 300 mm Overall length 420 mm, TW 3,0	0,46
143-350	10233 7	Dovetail saw 350 mm Overall length 470 mm, TW 3,0	0,46

ULMIA compass saw

as per DIN 7258, with wooden handle. Saw blade made of electrosteel, set and sharpened

Saw blade length 300 mm

Tooth width 4 mm

Toothing type Push-to-cut



Application:

Small teeth with a slight push-to-cut orientation. Strong saw blade for cutting round openings inside large plane surfaces.

Order no.	EAN-CODE 40 44637	Description	kg
144	10234 4	Compass saw 300 mm Overall length 450 mm, TW 4,0	0,20

ULMIA gent's saw, straight

Saw blade length 140/200 mm

Cutting height 45 mm

Tooth width 1,75 mm

Toothing type Push-to-cut



Application:

Small saw teeth with a slight push-to-cut orientation, fine toothing for fine cuts in wood and wood materials.

Order no.	EAN-CODE 40 44637	Description	kg
140-250	10236 8	Gent's saw straight 250 mm Overall length 360 mm, TW 1,75	0,18

Better by tradition!



ULMIA gent's saw, straight

Saw blade made of Swedish steel
 Saw blade length 250 mm
 Cutting height 45 mm
 Tooth width 1,25 mm
 Tothing type Push-to-cut



Application:

Small saw teeth with a slight push-to-cut orientation, fine toothing for fine cuts in plastics (e.g. HPL) and non-ferrous (e.g. copper, brass).

Order no.	EAN-CODE	Description	kg
150-250	40 44637 10237 5	Gent's saw straight 250 mm Overall length 360 mm, TW 1,25	0,18

ULMIA gent's saw, angled

Saw blade length 200/250 mm
 Cutting height 40 mm
 Tooth width 2,0 mm
 Tothing type Push-to-cut



Application:

Small saw teeth with a slight push-to-cut orientation, fine toothing for fine cuts in wood and wood materials.

Order no.	EAN-CODE	Description	kg
141-200	40 44637 10238 2	Gent's saw angled 200 mm Overall length 320 mm, TW 2,0	0,18

141-250	40 44637 10239 9	Gent's saw angled 250 mm Overall length 370 mm, TW 2,0	0,18
---------	------------------	--	------

ULMIA gent's saw angled,

Saw blade made of Swedish steel
 Saw blade length 250 mm
 Cutting height 40 mm
 Tooth width 1,25 mm
 Tothing type Push-to-cut



Application:

Small saw teeth with a slight push-to-cut orientation, fine toothing for fine cuts in plastics (e.g. HPL) and non-ferrous metal (e.g. copper, brass).

Order no.	EAN-CODE	Description	kg
151-250	40 44637 10240 5	5 Gent's saw angled 250 mm Overall length 370 mm, TW 1,25	0,18

ULMIA gent's saw angled, reversible

Saw blade length 250/300 mm
 Cutting height 40 mm
 Tooth width 2,0 mm
 Bezahlungsart Push-to-cut



Application:

Small saw teeth with a slight push-to-cut orientation, fine toothing for fine cuts in wood and wood materials.

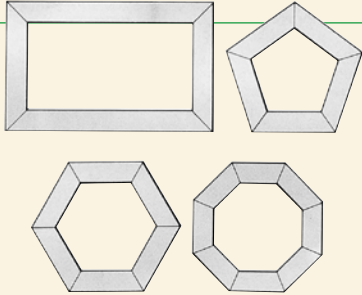
Order no.	EAN-CODE	Description	kg
730-250	40 44637 10241 2	Gent's saw angled 250 mm Saw blade reversible Overall length 375 mm, TW 2,0	0,23

730-300	40 44637 10242 9	Gent's saw angled 300 mm Saw blade reversible Overall length 425 mm, TW 2,0	0,24
---------	------------------	--	------

WOODWORKING TOOLS

ULMIA mitre box saws The outstanding features of ULMIA

The company's founder Georg Ott, inventor of the world renowned mitre box saw, constructed his first mitre box saw in the year 1877. Today, original ULMIA mitre box saws are in successful professional use in over 100 countries around the world. Despite many imitations over the past decades, workmanship and precision of ULMIA mitre box saws are without equal.



Saw table

Modern, solid and positive locking design, grey cast iron in a single piece milled for absolute angular accuracy. Featuring precise centring holes in the segmented arc for central momentary lock-in (momentary adjustment) for 90°, 45° (square), 36° (pentangle), 30° (hexagon) and 22.5° (ogtagon). Any other angle can be set using templates. The non-working surfaces are surface protected by a high-grade artificial resin paintwork finish (reseda green RAL 6011).

Important note

To achieve an absolutely precise angular cut, the buck saw should be guided downwards during sawing, particularly when making the initial sawing strokes, without exerting pressure and at the same time the stock pressed manually against back panel of the saw table. The reason that a clamping fixture has been dispensed with for the stock is that the repeatedly occurring warp of wooden profiles changes its original position as a result of being clamped. After sawing and releasing the clamp it returns to its original position, so that the resulting mitre angle is incorrect.



Before leaving the factory, every ULMIA-mitre box saw is subjected to a complete quality assurance inspection and tested at every angle position for the guaranteed cutting accuracy.



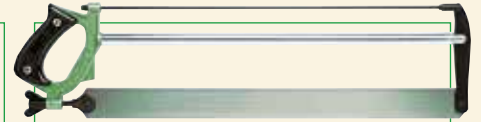
Pivot rail

Made of grey cast iron, pivot point fixed by steel rotary pivot bolts. The spring-mounted setting pawl with its conical centring bolt is used for central momentary lock-in for angular cuts at 90°, 45°, 36°, 30° and 22.5°.

Two pressed-in nickel-plated pairs of round bars serving as guide rods guarantee precise, wear-free vertical guidance of the guide pushers.

Guide pushers / guide rings

Guide pushers made of glass fibre reinforced plastic (PPO) with deep precision slots for tidy, precise saw blade guidance. The nickel-plated steel guide rings can be readjusted in accordance with the saw blade wear. Their pressed-in plastic inlays guarantee precise, noiseless and wear-free guidance of the reinforcing tube. Glued-in rubber buffers on the outsides of the guide pusher guarantee elastic, noiseless stroke limitation. The suspension eyelet on the front guide pusher and the round notch on one front guide rod are used to suspend the buck saw when not being used so as to permit the stock to be arranged without impediment using both hands underneath the saw blade. Actuation takes place automatically when a cut is made.



Buck saw

Highly stable, proven design and construction comprising burnished tensioning rod, galvanized reinforcing tube, burnished saw arm, burnished tang and exchangeable ready-to-use saw blade (set and sharpened). Fast, convenient tensioning is made possible by a wing nut, saw handle made of die cast aluminium with ergonomically shaped plastic handle shells.

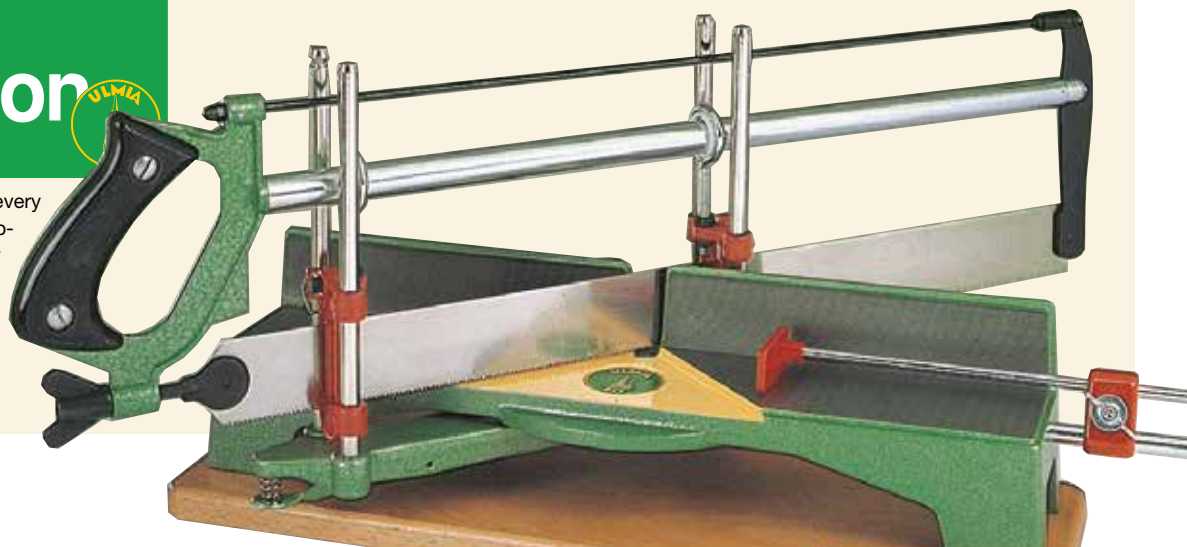


Length adjuster

Comprising a long and short adjusting rod, galvanized, with clamping element and stop plate in plastic. The length adjuster can be inserted alternately in the provided boreholes on the two face sides of the saw table and screwed into place.

Footboard


Made of solid steamed red beech with high grade varnish coating, with boreholes for fixture of the saw table. The footboard serves at the same time for clamping the mitre box saw between the bench dogs of a workbench or for tensioning using screw clamps on other work surfaces.



Better by tradition!



Mitre box saw model 348 M



ULMIA mitre box saw

Cutting accuracy 0,05 mm
Cutting height 60 mm

Kerf
at 90° 70 mm
at 45° (Square) 50 mm
at 36° (Pentagon) 55 mm
at 30° (Hexagon) 60 mm
at 22,5° (Octagon) 65 mm

Table length 305 mm
Table width 45 mm
Table height 35 mm
Fence length max. (to both sides) 470 mm

Surfaces with artificial resin varnish

Length saw blade 365 mm

Width saw blade
for wood 40 mm
for metal 40 mm

Tooth width saw blade
for wood 1,75 mm
for metal 1,0 mm




















Footboard, varnished,
L x W x D 335 x 125 x 22 mm



Saw blades with hardened teeth


Order no.	EAN-CODE 40 44637	Description	kg
348M1	10251 1	Mitre box saw with saw blade for wood	5,42
348ML1	10252 8	Mitre box saw with length adjuster and saw blade for wood	5,68
348M23	10253 5	Mitre box saw with saw blade for metal	5,42
348ML23	10254 2	Mitre box saw with length adjuster and saw blade for metal	5,68
296G	10255 9	Saw blade for wood, TW 1,75	0,05
312SW	10256 6	Saw blade for metal, TW 1,0	0,08
294	10257 3	Length adjuster	0,32
331	10258 0	Buck saw for wood and thicker plastics	0,74
332	10259 7	Buck saw for iron, NF metals and thin plastics	0,74

Spare parts for mitre box saw model 348 M

Order no.	EAN-CODE 40 44637	Description	kg
077	10260 3	 Saw handle with handle shells	0,22
061	10261 0	 Pair of handle shells	0,04
080	10262 7	 Saw tensioning rod	0,04
081	10263 4	 Reinforcing tube	0,14
082	10264 1	 Tangs	0,06
083	10265 8	 Guide pusher made of aluminium without suspension eyelet	0,03
084	10266 5	 Guide pusher made of aluminium with suspension eyelet	0,03
085	10267 2	 Guide ring	0,03
065	10268 9	 Pivot rail	0,57
066	10269 6	 Pivot bolt	0,02
067	10270 2	 Setting pawl	0,01
068	10271 9	 Spiral spring for setting pawl	0,001
069	10272 6	 Screw for pivot bolt	0,006
071	10273 3	 Long setting rod	0,26
072	10274 0	 Short setting rod	0,06
073	10275 7	 Clamping element for length adjuster	0,03
075	10276 4	 Fastening screw for length adjuster	0,006
087	10277 1	 Rubber buffer for guide pusher	0,007
076	10278 8	 Footboard	0,64

WOODWORKING TOOLS

Mitre box saw model 352



ULMIA mitre box saw

Cutting accuracy 0,05 mm
Cutting height 100 mm

Kerf
at 90° 160 mm
at 45° (Square) 100 mm
at 36° (Pentagon) 120 mm
at 30° (Hexagon) 130 mm
at 22.5° (Octagon) 140 mm

Table length 440 mm
Table width 75 mm
Table height 45 mm

Fence length max.
(to both sides) 650 mm

Surfaces with artificial resin varnish

Length saw blade 550 mm

Width saw blade for wood and metal 45 mm

Tooth width saw blade
for wood 1,75/2,5 mm
for metal 1,0 mm

Footboard, varnished,
L x W x D 475 x 160 x 22 mm

Japanese saw blade

Japanese pull-to-cut high-performance blades lend this mitre box saws an unimagined degree of "turbopower". The special laser hardened toothing ensures effortless, migration-free cuts and outstanding surface quality for all types of wood, whether lengthways crossways to the grain. These saw blades achieve many times the service life of conventional blades.
















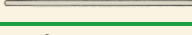





Saw blades with hardened teeth



Japanese saw blade

Order no.	EAN-CODE 40 44637	Description	kg
352	10292 4	Mitre box saw with saw blade for wood, TW 1,75	10,72
352L	10293 1	Mitre box saw with length adjuster and saw blade for wood, ZW 1,75	11,06
286G-175	10295 5	Saw blade for wood, TW 1,75	0,13
286SW	10296 2	Saw blade for metal, TW 1,0	0,13
286J	10629 8	Japanese saw blade	0,13
302	10297 9	Length adjuster	0,40
334	10298 6	Buck saw for wood and thick plastics	0,84
335	10299 3	Buck saw for iron, NF metals and thin plastics	0,84


Spare parts for mitre box saw model 352

Order no.	EAN-CODE 40 44637	Description	kg
077	10260 3	 Saw handle with handle shells	0,22
061	10261 0	 Pair of handle shells	0,04
090	10279 5	 Saw tensioning rod	0,06
091	10280 1	 Reinforcing pipe	0,20
082	10264 1	 Tang	0,06
093	10281 8	 Guide pusher made of plastic without suspension eyelet	0,02
094	10282 5	 Guide pusher made of plastic with suspension eyelet	0,03
085	10267 2	 Guide ring	0,03
097	10283 2	 Pivot rail	1,46
098	10284 9	 Pivot bolt	0,04
099	10285 6	 Setting pawl	0,03
100	10286 3	 Spiral spring or setting pawl	0,002
101	10287 0	 Screw for pivot bolt	0,006
102	10288 7	 Long setting rod	0,26
103	10289 4	 Short setting rod	0,10
073	10275 7	 Clamping element for length adjuster	0,03
104	10290 0	 Fastening screw for length adjuster	0,006
087	10277 1	 Rubber buffer for guide pusher	0,007
105	10291 7	 Footboard	1,20

Better by tradition!



Mitre box saw model 354



Order no.	EAN-CODE 40 44637	Description	kg
354	10300 6	Mitre box saw with saw blade for wood	16,80
354L	10301 3	Mitre box saw with length adjuster and saw blade for wood	17,20
288G-175	19622 0	Saw blade for wood, TW 1,75	0,13
288SW	10303 7	Saw blade for metal, TW 1,0	0,13
303	10304 4	Length adjuster	0,40
337	10305 1	Buck saw for wood and thicker plastics	1,37
338	10306 8	Buck saw for iron, NF metals and thin plastics	1,37

ULMIA mitre box saw

Cutting accuracy 0,05 mm
Cutting height 120 mm

Kerf
at 90° 220 mm
at 45° (Square) 160 mm
at 36° (Pentagon) 190 mm
at 30° (Hexagon) 210 mm
at 22,5° Octagon) 230 mm

Table length 625 mm
Table width 100 mm
Table height 65 mm

Fence length max.
(to both sides) 880 mm

Surfaces with artificial resin varnish

Length saw blade 750 mm

Width saw blade
for wood 60 mm
for metal 45 mm




















Tooth width saw blade
for wood 2,5 mm
for metal 1,0 mm

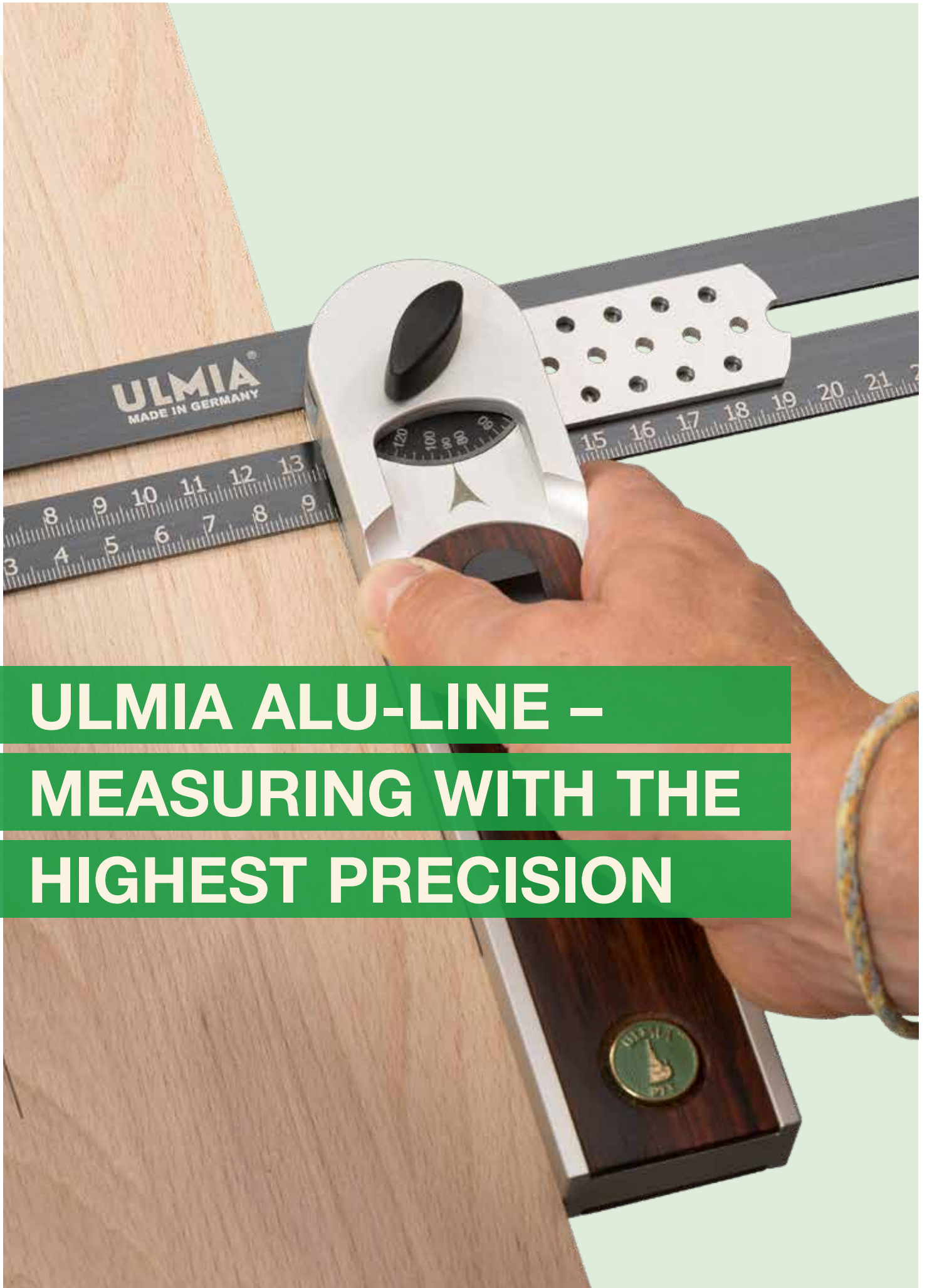
Footboard, varnished,
L x W x D 670 x 200 x 22 mm



Saw blades with hardened teeth

Spare parts for mitre box saw model 354

Order no.	EAN-CODE 40 44637	Description	kg
106	10307 5	 Saw handle with handle shells	0,22
061	10261 0	 Pair of handle shells	0,04
107	10308 2	 Saw tensioning rod	0,08
108	10309 9	 Reinforcing tube	0,42
082	10264 1	 Tangs	0,06
109	10310 5	 Guide pusher made of aluminium without suspension eyelet	0,08
110	10311 2	 Guide pusher made of aluminium with suspension eyelet	0,08
111	10312 9	 Guide ring	0,03
112	10313 6	 Pivot rail	2,58
113	10314 3	 Pivot bolt	0,08
114	10315 0	 Setting pawl	0,06
115	10316 7	 Spiral spring for setting pawl	0,005
116	10317 4	 Screw for pivot bolt	0,014
117	10318 1	 Long setting rod	0,4
103	10289 4	 Short setting rod	0,1
073	10275 7	 Clamping element for length adjuster	0,03
118	10319 8	 Fastening screw for length adjuster	0,01
087	10277 1	 Rubber buffer for guide pusher	0,015
119	10320 4	 Footboard	2,10



**ULMIA ALU-LINE -
MEASURING WITH THE
HIGHEST PRECISION**

NEW

Better by tradition!

ULMIA®



The ULMIA special try squares



Head piece (stock) milled in high precision out of aluminium part and trimmed on both sides with palisander wood inlay for better grip recesses and brass profile. Steel blades hardened. Enduring measurement accuracy of $\pm 0,05$ mm.




5 in 1:

This highend multi-tool unifies five tools in one:

1. Precision try square
2. Precision sliding bevel
3. Precision mitre rule (fixed angles 30°/45°)
4. Marking gauge
5. Angle meter

Order no.	EAN-CODE	Description	kg
605	40 44637	Multifunction precision try square Blade length 320 mm	0,22

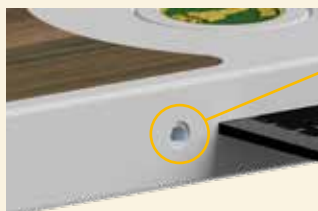
Specifications in mm		
Modell	a	b
605	320	195



ALU-LINE



The products of the new ULMIA Alu-Line series offers a fine, typical ULMIA design a very good grip and the new feature of adjustability



With a precision adjusting screw the try-square und the mitre rule can be adjusted itself at any time!

ULMIA Precision try square Alu-Line

Head piece out of aluminum. High and permanent measuring accuracy. Blade length 150 mm, 250 mm, 350 mm or 600 mm

Head piece (stock) milled in high precision out of aluminum part and trimmed on both sides with walnut wood inlay for better grip. Steel blades hardened with measuring scale and adjustable with precision adjusting screw.



Order no.	EAN-CODE 40 44637	Description	dimensional accuracy	kg
500-150	196237	Precision try square 150 mm	+/-0,02 mm	0,17
500-250	196244	Precision try square 250 mm	+/-0,02 mm	0,27
500-350	196251	Precision try square 350 mm	+/-0,02 mm	0,42
500-600	196480	Precision try square 600 mm	+/-0,04 mm	0,93

ULMIA Precision mitre rule Alu-Line

For marking and measuring fixed angles of 45/135°

Head piece (stock) milled in high precision out of aluminum part and trimmed on both sides with walnut wood inlay for better grip. Steel blades hardened and adjustable with precision adjusting screw.



Order no.	EAN-CODE 40 44637	Description	dimensional accuracy	kg
503	196268	Precision mitre rule 350 mm	+/-0,02 mm	0,37

ULMIA Precision sliding bevel Alu-Line


For recording, transferring and marking any optional angles

Head piece (stock) milled in high precision out of aluminum part and trimmed on both sides with walnut wood inlay for better grip. Steel blades hardened with measuring window. Sliding blade hardened, arrest mechanism for optional angle positions using wing nuts and special washer. As the slot continues as far as the end, also suitable for internal measurements.



Order no.	EAN-CODE 40 44637	Description	kg
504-330	196275	Precision sliding bevel 330 mm	0,43

Better by tradition!




The ULMIA marking gauge with awl function

This high-quality multitool combines three tools in one: marking gauge, compasses and 45° try-square. Steel blade hardened, blue annealed and laser-marked with graduated scales. The aluminum stops are milled from solid and finished with an anodized layer. For the threads a steel insert is used. The compass tip is made of hardened steel. The thumb-screws are off plastic with steel thread.

Features:

Parallel drawing: This tool can be used with pencil or scriber for marking components. It is often the case that e.g. when drilling holes two different dimensions must be marked, as marking gauge has 2 independent stops with scales, these can be quickly adjusted to the dimensions, without equipping so several holes can be marked very quickly.

Compass function: Radii up to max. 320 mm can be transferred to the workpiece with the aid of the marking gauge.



3 in 1:

This high-quality multitool combines three tools in one:

1. marking gauge
2. compasses and
3. 45° try-square

Order no.	EAN-CODE	Description	kg
0030	40 44637 196497	Marking gauge	0,33

WOODWORKING TOOLS

ULMIA-Marking gauges

are precision tools for the parallel scribing of width and thickness measurements. Made of best quality white beech, they comply with all requirements imposed on a modern scribing instrument for woodworking operations.

Marking gauge head in white beech, fence surface with toothed and glued lignum vitae support. With 2 ultra-precision scribing rods with inlaid scale and scribing tips made of steel. Scribing rod arrest mechanism with brass wing screw. The reversible curved fence (optional) is used to scribe curved surfaces.


All wooden components with high-grade varnish coating.

Version in white beech

Head dim. (L x W) 66 x 50 mm
Overall length 220 mm
Graduation from 0 - 150 mm

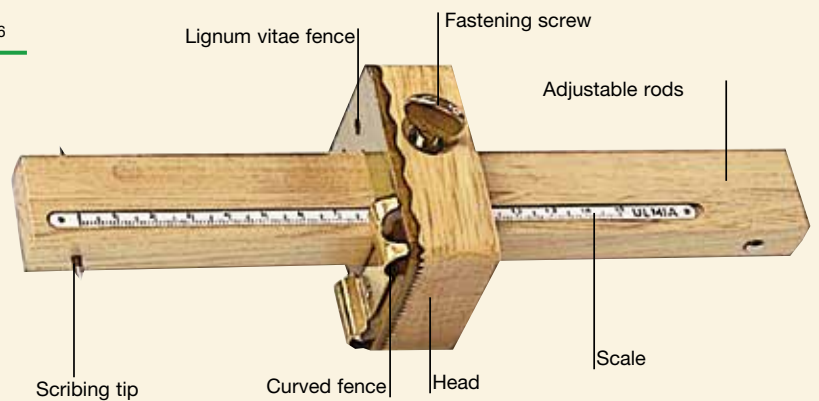
ULMIA-Marking gauge model 0029

with scribing tips made of steel.




ULMIA-Marking gauge model 0029K

with reversible curved fence. Useful to scribe curved surfaces.



ULMIA-Marking gauge model 0029S

with exchangeable cutting wheel, made of hardened steel. This guarantees a clean and straight cut, even in soft wood and cross grain.



Order no.	EAN-CODE 40 44637	Description	kg
0029	10321 1	Marking gauge in white beech without curved fence	0,16
0029K	10322 8	Marking gauge in white beech with curved fence	0,18
0029S	10671 7	Marking gauge in white beech with cutting wheel	0,16
0029ES	10672 4	Replacement cutting wheel	



Precision tools

are manufactured with the utmost care and precision in best quality **selected white beech**. The production methods used and the precision final inspection as performed on all ULMIA products guarantee long-lasting dimensional accuracy provided the instruments are treated with care.

ULMIA try squares made of white beech

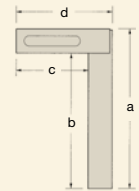
Stock made of high-grade white beech with grip recesses trimmed in on both sides. Blade also made of white beech, glued for absolute angular accuracy and durability to the stock. All surfaces fine ground, all edges bevelled. Surfaces coated in fine varnish.



Order no.	EAN-CODE 40 44637	Description	kg
130-150	10332 7	Try square in white beech Blade length 150 mm	0,12
130-250	10333 4	Try square in white beech Blade length 250 mm	0,18
130-350	10334 1	Try square in white beech Blade length 350 mm	0,28

Specifications in mm

Modell	a	b	c	d
130-150	150	115	75	110
130-250	250	210	110	150
130-350	350	310	160	200



ULMIA mitre rule in white beech

for marking and measuring fixed angles of 45/135°. Stock made of high-grade white beech with grip recesses trimmed in on both sides. Blade also made of white beech, glued for absolute angular accuracy and durability to the stock. All surfaces fine ground, all edges bevelled. Surfaces coated in fine varnish.

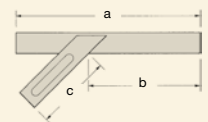
Blade length 400 mm



Order no.	EAN-CODE 40 44637	Description	kg
131	10335 8	Mitre rule in white beech Blade length 400 mm	0,28

Specifications in mm

Modell	a	b	c
131	400	238	150



ULMIA sliding bevel in white beech

For recording, transferring and marking any optional angles. Stock made of high-grade white beech with grip recesses trimmed in on both sides. Sliding blade also made of white beech, arrest mechanism for optional angle positions using wing nuts and special washer. As the slot continues as far as the end, also suitable for internal measurements.

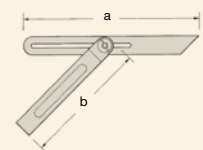
Blade length 330 mm



Order no.	EAN-CODE 40 44637	Description	kg
132	10336 5	Sliding bevel in white beech Blade length 330 mm	0,22

Specifications in mm

Modell	a	b
132	330	205

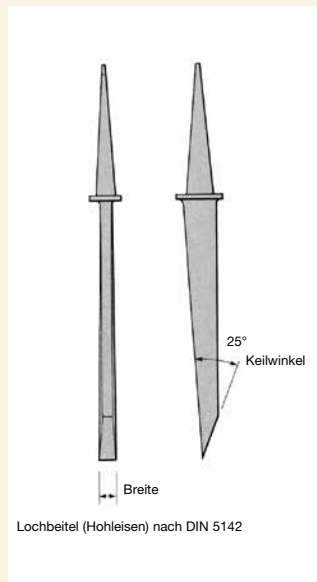
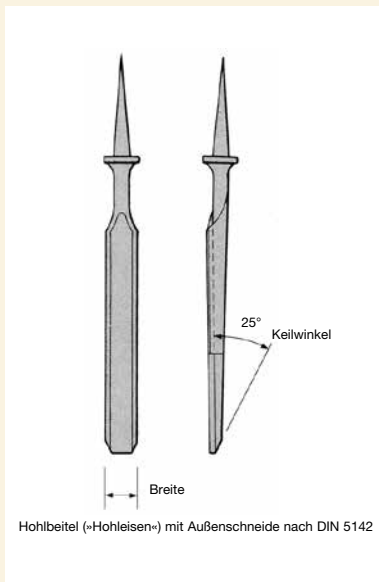
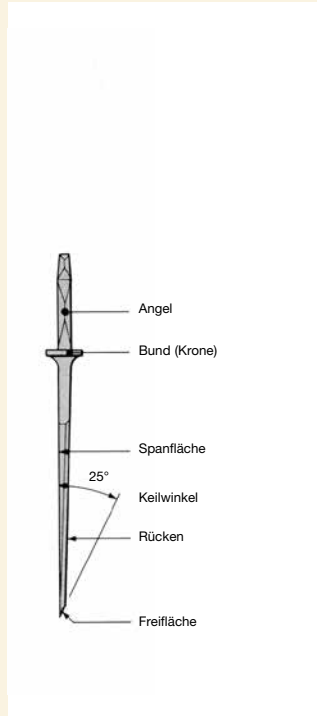
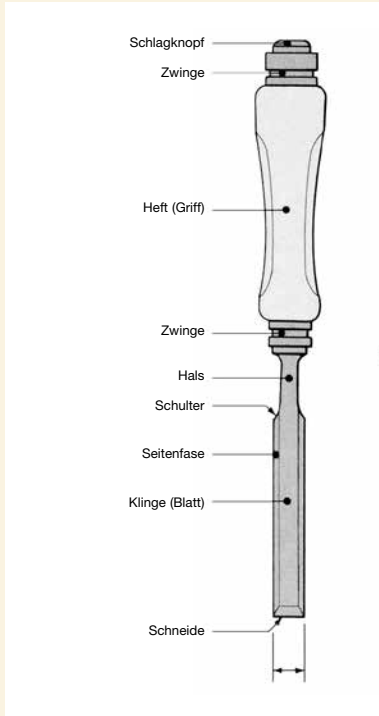




ULMIA MORTISING TOOLS – FOR EASY DOING AND A PERFECT RESULT



Better by tradition!



ULMIA firmer - mortise - straight gouge chisels - Terminology - Specifications - DIN designations

Characteristics

The process of mortising and the working result achieved depend largely on the properties of the mortising tool. All ULMIA mortising tools possess the necessary high quality characteristics required to achieve perfect results. All chisels are manufactured in high-grade special steel with optimum cutting capability. The blade, throat, collar and tang are the result of meticulous workmanship, and all bevels are precisely ground. The tool handles are made of best quality selected white beech featuring neatly trimmed grip surfaces, the hoop and ferrule made of steel, and a galvanized strike buffer depending on the handle.

Application

Firmer chisels:

Mortising tenons, dovetails and grooves. Recessing hardware, gouging holes (e.g. tenon holes).

Mortise chisels:

Finish mortising of flutes. Carving work. Recessing round hardware.

Straight gouge chisels:

Gouging deep holes (e.g. tenon holes).

Specifications

	Firmer chisel	Mortise chisel	Gouge chisel
Overall length	285 - 315 mm	260 - 240 mm	320 - 360 mm
Blade length	155 mm	140 - 165 mm	160 - 185 mm
Blade width	4 - 40 mm	4 - 32 mm	4 - 16 mm
Hardness (Rockwell)	58 HRC	58 HRC	58 HRC
DIN	5139	5142	5143

WOODWORKING TOOLS

ULMIA firmer chisel

as per DIN 5139 with handle model 89 oval,

oval grip shape (Ulm shape)

Sizes 4 to 40 mm with plastic guard and eyelet for hanging.



Order no.	EAN-CODE 40 44637	Description	Overall length mm	kg
164-4	10337 2	Firmer chisel 4 mm	285	0,10
164-6	10338 9	Firmer chisel 6 mm	285	0,10
164-8	10339 6	Firmer chisel 8 mm	285	0,12
164-10	10340 2	Firmer chisel 10 mm	285	0,12
164-12	10341 9	Firmer chisel 12 mm	300	0,14
164-14	10342 6	Firmer chisel 14 mm	300	0,14
164-16	10343 3	Firmer chisel 16 mm	300	0,14
164-18	10344 0	Firmer chisel 18 mm	300	0,14
164-20	10345 7	Firmer chisel 20 mm	305	0,16
164-22	10346 4	Firmer chisel 22 mm	305	0,18
164-24	10347 1	Firmer chisel 24 mm	305	0,20
164-26	10348 8	Firmer chisel 26 mm	305	0,20
164-28	10349 5	Firmer chisel 28 mm	315	0,22
164-30	10350 1	Firmer chisel 30 mm	315	0,22
164-32	10351 8	Firmer chisel 32 mm	315	0,26
164-35	10352 5	Firmer chisel 35 mm	315	0,28
164-40	10353 2	Firmer chisel 40 mm	315	0,35

ULMIA firmer chisel set



Order no.	EAN-CODE 40 44637	Description	kg
174	10354 9	Set = 6 firmer chisels no. 164 6, 10, 12, 16, 20, 26 mm with handle no. 89 - oval shape	0,90

ULMIA firmer chisel set in a wooden case



Order no.	EAN-CODE 40 44637	Description	kg
174HK	10356 3	Set = 6 firmer chisels no. 164 6, 10, 12, 16, 20, 26 mm in a wooden case	1,50

Better by tradition!



ULMIA firmer chisel

as per DIN 5139 with brown wooden handle and polished blade, oval grip shape (Ulm shape)

Sizes 4 to 40 mm with plastic guard.



Order no.	EAN-CODE 40 44637	Description	Gesamtlänge mm	kg
167-4	10512 3	Firmer chisel 4 mm	285	0,09
167-6	10513 0	Firmer chisel 6 mm	285	0,10
167-8	10514 7	Firmer chisel 8 mm	285	0,10
167-10	10515 4	Firmer chisel 10 mm	285	0,11
167-12	10516 1	Firmer chisel 12 mm	300	0,15
167-14	10517 8	Firmer chisel 14 mm	300	0,15
167-16	10518 5	Firmer chisel 16 mm	300	0,16
167-18	10519 2	Firmer chisel 18 mm	300	0,16
167-20	10520 8	Firmer chisel 20 mm	305	0,19
167-22	10521 5	Firmer chisel 22 mm	305	0,22
167-24	10522 2	Firmer chisel 24 mm	305	0,23
167-26	10523 9	Firmer chisel 26 mm	305	0,23
167-28	10524 6	Firmer chisel 28 mm	315	0,28
167-30	10525 3	Firmer chisel 30 mm	315	0,28
167-32	10526 0	Firmer chisel 32 mm	315	0,29
167-35	10527 7	Firmer chisel 35 mm	315	0,32
167-40	10528 4	Firmer chisel 40 mm	315	0,35

ULMIA firmer chisel set



Order no.	EAN-CODE 40 44637	Description	kg
178	10511 6	Set = 6 firmer chisels no. 167 6, 10, 12, 16, 20, 26 mm	0,94

ULMIA firmer chisel set in a wooden case



Order no.	EAN-CODE 40 44637	Description	kg
178HK	10535 2	Set = 6 firmer chisels no. 167 6, 10, 12, 16, 20, 26 mm in a wooden case	1,56

WOODWORKING TOOLS

ULMIA firmer gouge

as per DIN 5142 with handle, model 89 oval grip shape (Ulm shape).



Order no.	EAN-CODE 40 44637	Description	Overall length mm	kg
165-4	10357 0	Firmer gouge 4 mm	260	0,10
165-6	10358 7	Firmer gouge 6 mm	270	0,10
165-8	10359 4	Firmer gouge 8 mm	270	0,10
165-10	10360 0	Firmer gouge 10 mm	270	0,12
165-12	10361 7	Firmer gouge 12 mm	290	0,12
165-14	10362 4	Firmer gouge 14 mm	290	0,13
165-16	10363 1	Firmer gouge 16 mm	290	0,14
165-18	10364 8	Firmer gouge 18 mm	290	0,14
165-20	10365 5	Firmer gouge 20 mm	300	0,16
165-22	10366 2	Firmer gouge 22 mm	300	0,18
165-24	10367 9	Firmer gouge 24 mm	300	0,20
165-26	10368 6	Firmer gouge 26 mm	300	0,22
165-28	10369 3	Firmer gouge 28 mm	310	0,22
165-30	10370 9	Firmer gouge 30 mm	310	0,24
165-32	10371 6	Firmer gouge 32 mm	310	0,29

ULMIA mortise chisel

as per DIN 5143 with handle, model 89 oval grip shape (Ulm shape).



Order no.	EAN-CODE 40 44637	Description	Overall length mm	kg
343-4	10485 0	Mortise chisel 4 mm	320	0,18
343-6	10486 7	Mortise chisel 6 mm	320	0,21
343-8	10487 4	Mortise chisel 8 mm	320	0,24
343-10	10488 1	Mortise chisel 10 mm	330	0,29
343-12	10489 8	Mortise chisel 12 mm	330	0,33
343-14	10490 4	Mortise chisel 14 mm	340	0,36
343-16	10491 1	Mortise chisel 16 mm	340	0,37

ULMIA carpenter's chisel

heavy-duty model, with large round handle



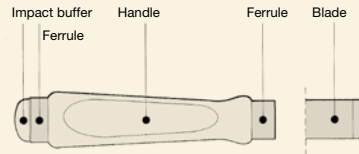
Order no.	EAN-CODE 40 44637	Description	Overall length mm	kg
344-22	10372 3	Carpenter's chisel Klingenbreite 22 mm	320	0,40
344-24	10373 0	Carpenter's chisel Klingenbreite 24 mm	320	0,42
344-26	10374 7	Carpenter's chisel Klingenbreite 26 mm	320	0,42
344-28	10375 4	Carpenter's chisel Klingenbreite 28 mm	325	0,46
344-30	10376 1	Carpenter's chisel Klingenbreite 30 mm	325	0,46
344-32	10377 8	Carpenter's chisel Klingenbreite 32 mm	325	0,46
344-35	10378 5	Carpenter's chisel Klingenbreite 35 mm	330	0,50
344-40	10379 2	Carpenter's chisel Klingenbreite 40 mm	330	0,50
344-45	10380 8	Carpenter's chisel Klingenbreite 45 mm	330	0,58
344-50	10381 5	Carpenter's chisel Klingenbreite 50 mm	330	0,62

Better by tradition!



ULMIA tool handles

with oval grip as per DIN 5138 made of best quality selected white beech, with moulded grip surfaces on two sides, with hoop and strong ferrule made of steel.



Order no.	EAN-CODE 40 44637	Description	Handle length mm	kg
89-1	10593 2	Tool handles	10 St. 128	0,45
89-2	10594 9	Tool handles	10 St. 132	0,65
89-3	10595 6	Tool handles	10 St. 142	0,80
89-4	10596 3	Tool handles	10 St. 153	0,80

Assignment for gouging and mortising chisels with blade widths

size 1	4 - 12 mm
size 2	14 - 20 mm
size 3	22 - 30 mm
size 4	32 - 40 mm

Supplied quantity: **Box = 10 pcs.**

ULMIA diamond honing stone

High-grade monocrystalline diamond particles embedded in a nickel matrix guarantee fast stock removal even on the toughest tool steels.



Grain size: fine

Application:

Suitable for the entire spectrum of manual and powered cutting tools as well as non-metallic materials such as glass, ceramics, carbide etc.

Order no.	EAN-CODE 40 44637	Description	kg
461	10538 3	Diamond honing stone	0,33

ULMIA Diamond sharpener with 2 grain sizes

Handy honing stone with 2 grain sizes: fine (red) / extra fine (green)



Order no.	EAN-CODE 40 44637	Description	kg
462	10531 4	Diamond sharpener with 2 grain sizes	0,08

ULMIA carpenters hammer

Carpenters hammer as per DIN 5109 with polished handle in ash.



Order no.	EAN-CODE 40 44637	Description	kg
1025-22	10443 0	Carpenters hammer	0,32
1025-28	10444 7	Carpenters hammer	0,56

WOODWORKING TOOLS

ULMIA carpenter's mallet as per DIN 7461

Head made of best quality steamed red beech, all edges chamfered.

Oval-shaped handle made of ash, glued in and wedged.



Order no.	EAN-CODE 40 44637	Description	kg
300-1	10385 3	Carpenter's mallet size 1	0,40
300-2	10386 0	Carpenter's mallet size 2	0,86
300-3	10387 7	Carpenter's mallet size 3	1,00

Model	Head		Overall length
	Length x	Width x Height	
300-1	105 x	65 x 80 mm	300 mm
300-2	140 x	80 x 110 mm	375 mm
300-3	160 x	85 x 120 mm	385 mm

The heavy-duty carpenter's mallet

ULMIA reform carpenter's mallet as per DIN 7461

Head made of best-quality steamed red beech, all edges chamfered. Head features recessed hard material inserts on both sides (both strike surfaces) to protect against excessive wear.

Oval-shaped handle made of ash, glued in and wedged.



Order no.	EAN-CODE 40 44637	Description	kg
305-1	10388 4	Reform carpenter's mallet s. 1	0,48
305-2	10389 1	Reform carpenter's mallet s. 2	0,98
305-3	10390 7	Reform carpenter's mallet s. 3	1,10

Model	Head		Overall length
	Length x	Width x Height	
305-1	105 x	65 x 80 mm	300 mm
305-2	140 x	80 x 110 mm	375 mm
305-3	160 x	85 x 120 mm	385 mm

ULMIA File and rasp set

1 semi-circular file 250 mm, cut 1

1 semi-circular rasp 250 mm, cut 2



Order no.	EAN-CODE 40 44637	Description	kg
438	10547 5	File and rasp set	0,54

ULMIA file and rasp set

1 circular file 200 mm, cut 2

1 semi-circular file 200 mm, cut 1

1 semi-circular rasp 200 mm, cut 2



Order no.	EAN-CODE 40 44637	Description	kg
439	10548 2	File and rasp set	0,40

Better by tradition!

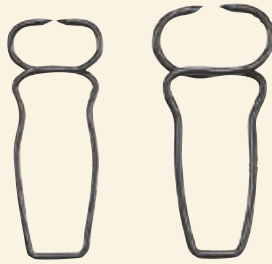


ULMIA

Steel mitre clamps

with integrated spring clip have become a useful clamping tool due to their constant clamping force, light weight and easy handling coupled with highly selective and precise application.

Steel clamps in high-grade hardened spring steel with ground tips to prevent any appreciable damage to the clamped object.



Order no.	EAN-CODE 40 44637	Description	kg
168-1	10483 6	Steel mitre clamps 10 pcs.	0,08
168-2	10484 3	Steel mitre clamps 10 pcs.	0,12
168-0	10499 7	Steel mire clamps Assortment containing 5 size 1 clamps and 5 size 2 clamps	0,10

Steel clamps size	for stock width in mm	Tip distance in mm
168-1	10-15	2
168-2	15-25	4


ULMIA

Spring clamps and grippers

have become established worldwide as an indispensable clamping tool when it comes to creating high, precise clamping forces easily and quickly using one hand, while the other hand holds the workpieces to be joined in the right position.

Spring clamps in high-grade hardened spring steel with ground tips to avoid appreciable damage to the stock.

Grip made of light alloy, with cam pairs welded on two sides for selective application of spring clamps. Cam pair A to grip clamps size a-d, cam pair B to grip clamp sizes e and f. The spring clamp sizes to use depend on the stock width being clamped.



Order no.	EAN-CODE 40 44637	Description	kg
170-a	10397 6	Spring clamps 10 pcs.	0,10
170-b	10398 3	Spring clamps 10 pcs.	0,12
170-c	10399 0	Spring clamps 10 pcs..	0,14
170-d	10400 3	Spring clamps 10 pcs.	0,14
170-e	10401 0	Spring clamps 10 pcs.	0,28
170-f	10402 7	Spring clamps 10 pcs.	0,24
172	10403 4	Grip	0,12

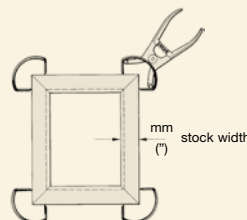
Spring clamp size	for stock width in mm	Tip distance in mm	with grip cam pair
a	10-15	9	A
b	15-25	15	A
c	20-30	20	A
d	25-45	35	A
e	40-70	45	B
f	65-90	65	B

ULMIA set of spring clamps and grip

Complete set of spring clamps, eight of each size, with one grip no. 172. The complete professional's kit. Clearly arranged and stored ready for use. The application and clamping range are indicated on the see-through box.



Order no.	EAN-CODE 40 44637	Description	kg
173	10404 1	Set of spring clamps and grip containing 8 spring clamps each of Model 170/a-f and 1 grip model 172	1,12
173HK	10405 8	Set of spring clamps and grip in wooden case containing 8 spring clamps each of Model 170/a-f and 1 grip model 172	2,06



Working with the ULMIA burnishing block and burnisher



Preparing the scraper edge

A new scraper is initially nothing more than a piece of sheet steel requiring special preparation before it can be used as a tool to take very fine shavings off wood surfaces. This is done as follows:

Clamp the scraper in the vice on the carpenter's bench or in another suitable clamping device and using a fine flat file move over the edges with straight (or very slightly rounded) strokes but precisely at right angles to the surface (an inclined file stroke is recommended). Then hold the scraper between two backing woods to avoid tilting and grind down the raised edges by moving at a slight incline over a honing stone. Now move the edges and surfaces alternately over an oilstone until the edges are perfectly smooth and free of grooves. It is essential to produce a continuous, perfectly sharp edge corner.



Making the burr

The prepared scraper must be well oiled or greased over its edges and surfaces and clamped in position again. At the same time, grease the steel and guide angles of the burnishing block. Then, exerting only light pressure, move the burnishing block backwards and forwards over the edge of the scraper until, with gradually mounting pressure and after regreasing the edge of the scraper, the required degree of burr has been achieved.

The incline of the steel in the burnishing block corresponds to the most favourable cutting angle of the burr and the most comfortable position of the scraper while working. By pressing the steel at this angle of inclination, it is also possible to prevent the burnishing block from slipping, as it presses the scraper edge against the guide angle of the burnishing block.

Once the burr is formed on one edge, turn the scraper around and carry out the same procedure on the other edge. To protect the already produced burr, use a cloth when reclamping the scraper.

In scrapers with only 1 burr (parquet flooring scrapers, spokeshaves, cabinet scrapers) the burr is prepared in the same way. Take care to incline the burnishing block initially slightly towards you and only to move to a vertical position as the pressure progressively increases.

After first oiling or greasing the burnishing block well, the burr is then made by rubbing from bottom and top with the tip of the steel. If the cutting edge of the scraper gradually diminishes, it is sufficient to raise the burr again by rubbing. This can be repeated until the burr is used up.

The cutting capability of a scraper with correctly pressed burr is evident in the fineness of the wood shavings. To maintain the cutting capability of scrapers, these should not be brought into contact with other tools, but kept separately in a protected location.



ULMIA burnisher

for getting a burr on scrapers. Triangular blade, made of high-gradesteel with a fine tip, edges bright polished. Handle made of red beech, varnished.

Overall length 220 mm
Blade length 130 mm



Order no.	EAN-CODE	Description	kg
1067	40 44637 10394 5	Burnisher	0,14

Better by tradition!



ULMIA burnishing block

An invention originating from the house of Georg Ott, this is a highly practical and easy-to-use tool to prepare easy cutting scrapers for processing surfaces.

Producing an evenly inclined cutting burr using a conventional burnisher takes a good deal of practice. Because this burnishing block allows a firm, perfectly even burr to be created on any square scraper in just minutes, this burnishing block has become a highly popular tool for craftsmen and joiners everywhere.



Order no.	EAN-CODE 40 44637	Description	kg
732	10567 3	Burnishing block	0,51
733	10568 0	Spare steel	0,03

Specifications

Block serving as a steel holder made of best quality steamed red beech with a high-grade natural varnish. With round steel and grooved angular guide rail in galvanized steel which serves at the same time as a guard for the newly created burr.

Length x Width x Height 160 x 50 x 60 mm
Steel hardness 64 - 66 RC

ULMIA scraper

with four cutting edges

for stripping uneven or soiled surfaces. Contour trimmed grip in best quality pearwood, with double-walled, rivetted scraper bade in spring band steel with four cutting edges. The blades can easily be removed and repositioned. Wooden parts come with highgrade natural varnish.



Order no.	EAN-CODE 40 44637	Description	kg
638	10569 7	Four-edged scraper	0,15
639	10570 3	Spare blade	0,04

ULMIA scrapers

made of sheet steel (electrosteel) for precision working (smoothing) of wood surfaces.
Thickness 08 mm.



Rectangular scraper

Length x Width 150 x 60 mm

Egg-shaped scraper

Length x Width 115 x 72 mm

Swan-necked scraper


Length x Width 130 x 74 mm

Order no.	EAN-CODE 40 44637	Description	kg
1062	10391 4	Rectangular scraper (10 pcs.)	0,6
1065	10392 1	Egg-shaped scraper (10 pcs.)	0,4
1064	10393 8	Swan-necked scraper (10 pcs.)	0,4

Supplied quantity: 1 Pack = 10 pcs.

ULMIA awl

With high-grade steel blade, round or edged version, made of high-grade CV steel, continuous blade, strike plate and moulded ball handle.



Order no.	EAN-CODE 40 44637	Description	kg
1046	10395 2	Round awl	0,08
1047	10396 9	Edged awl	0,08

Model	Blade length	Blade dia.	Overall length
1046 - round	112 mm	6,0 mm	185 mm
1047 - edged	105 mm	6,5 mm	180 mm

WOODWORKING TOOLS

The ULMIA joint and strip cutter

is an extremely handy, simply combined cutting tool equipped on both sides with special blades depending on the intended application.

On the **left-hand side**, it is used in conjunction with a fence for cutting precise longitudinal and transverse joints in veneers. The joints can be joined and glued together immediately without the need for finish planing. Placed against the fence on the **right-hand side**, it is used to cut out veneer strips (inlays) of precisely identical width. Strip widths are set by means of inlay rings.

ULMIA joint and strip cutter

with height and depthadjustable blades in best-quality tool steel, ground and sharpened in line with their intended application.

Contour trimmed, closed handle in best quality steamed red beech, with high-grade natural varnish, with screwed-on iron sole.

Overall length 200 mm
Cutting widths 2 - 8 mm



Vorderansicht



Rückansicht

Order no.	EAN-CODE 40 44637	Description	kg
744	10492 8	Joint and strip cutter for veneers	0,50
782	10493 5	Spare joint cutter	0,034
780	10494 2	Pair Spare strip cutters	0,018

The ULMIA joint and strip cutter in application:



The ULMIA edge trimmer

is an extremely handy and simple cutting tool which, depending on the blade used, permits glued on veneers or plastic coat-ings to be neatly cut flush to the edge with minimal effort.

The special blades used permit cutting during both the forward and reverse stroke, preventing splintering towards the end of the veneered workpiece or scoring and cutting into the glued-on veneer or plastic coating.

ULMIA edge trimmer

with height and depth-adjustable blades in best-quality tool steel, ground and sharpened in line with their intended application.

Blades are fixed using a knurled screw.

Contour trimmed, closed handle in best quality steamed red beech, with high-grade natural varnish, with special galvanized stop and sole.

Overall length 160 mm



Nr. 784



Nr. 785

Order no.	EAN-CODE 40 44637	Description	kg
740	10495 9	Edge trimmer for veneers	0,40
784	10496 6	Spare blade for edge trimmer no. 740	0,022
741	10497 3	Edge trimmer for plastic coatings	0,50
785	10498 0	Spare blade for edge trimmer no. 741	0,032

The ULMIA edge trimmer in application:



Better by tradition!



ULMIA screwdriver set flat/cross head

Blade in high-grade special chrome vanadium steel chrome plated with bronzed tip

Set =
3 flat head screwdrivers
(Size 4.0; 6.5; 10.0)
3 cross head screwdrivers
(Size PZ1; PZ2; PZ3)

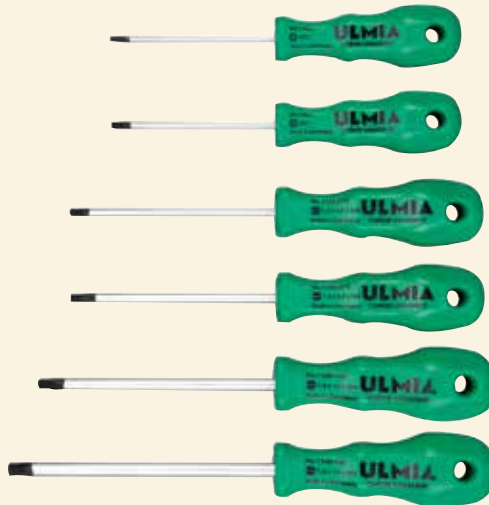


Order no.	EAN-CODE	Description	kg
441	40 44637 105345	Set of screwdrivers flat head/cross head	0,6

ULMIA Torx screwdriver set

Screws in compliance with DIN EN ISO 10664, blade in high-alloy molybdenum vanadium steel

Set = 6 Torx screwdrivers (T10, T15, T20, T25, T30, T40)



Order no.	EAN-CODE	Description	kg
442	40 44637 10533 8	Set of Torx screwdrivers	0,45

ULMIA countersink

for simple deburring of boreholes in wood, plastic and alloy, blade in high-grade special steel, bronzed

For boreholes up to max. 16 mm diameter.



Order no.	EAN-CODE	Description	kg
1011	40 44637 10442 3	Countersink	0,09

WOODWORKING TOOLS

ULMIA gluing clamps with edge clamps

for gluing surfaces, edging bands and strips of all kinds and for any type of work unsuited to heavyduty steel screw clamps due to their weight.

Fixed pressure arm and movable clamping arm made of best quality selected white beech, fine sanded, edges bevelled, with high-grade varnish coating. Clamping edges of the pressure and clamping arm lined with cork to protect work-pieces. Guide rails made of fully hardened light alloy.



Clamping width 200 mm

Order no.	EAN-CODE 40 44637	Description	kg
850-1	10406 5	Gluing clamp size 1 Length 200 mm	0,44
850-2	10407 2	Gluing clamp size 2 Length 600 mm	0,75
850-3	10408 9	Gluing clamp size 3 Length 300 mm	0,50
850-4	10409 6	Gluing clamp size 4 Length 400 mm	0,60
850-5	10410 2	Gluing clamp size 5 Length 800 mm	0,90
852	10411 9	Edge clamp for use in conjunction with gluing clamps no. 850	0,10

Portable storage box made of sheet steel with 16 ULMIA clamps 850-4 (400 mm)



Order no.	EAN-CODE 40 44637	Description	kg
850-10	10412 6	Portable storage box with 16 ULMIA clamps 850-4	13,10

ULMIA door frame spreader

Time-saving assembly when fitting natural doors using glue, adhesive or foam.

Low weight for simple handling

Adjustment width (570 – 960 mm) and spreading force steplessly adjustable.

Available as a complete assembly kit for on-site work in a handy sheet steel box.

2 - 3 spreaders are generally used when fitting a door casing.



Application:

Spreader for door casings and other fitting work. For doors of all different designs. With cork liners to avoid pressure points and damage.

Order no.	EAN-CODE 40 44637	Description	kg
860-1	10413 3	Door frame spreader Adjusting range 570 - 960 mm	1,04

Portable storage box made of sheet steel, fitted with 9 ULMIA door frame spreaders



Order no.	EAN-CODE 40 44637	Description	kg
860-2	10414 0	Portable storage box with 9 door frame spreaders	12,90

Better by tradition!



ULMIA clamp trolley


External stability, anti-tilt hard-wearing design with practical storage tray. For 50 - 80 screw clamps. Rectangular tubular frame 50 x 25 mm, struts 25 x 25 mm, permanently welded. With two steering and two fixed casters. The lower frame can be fitted with a EURO standard container 600 x 400 x 145 mm.

Dimensions (LxWxH):
appr. 1620 x 760 x 670 mm



Order no.	EAN-CODE	Description	kg
519	40 44637 10539 0	Clamp trolley	24,0

**A job
worth doing
deserves
the very
best tools!**





TOOLKITS & STORAGE SYSTEMS

Better by tradition!




ULMIA-tooltainer empty



ULMIA-tooltainer with tool holder



Tool holder

tooltainer

A new locking technique permits several ULMIA tooltainers to be joined together, allowing specifically targeted selection of different tools, materials and machines.

All functioning components are made of high impact-resistant ABS material, can be simply recycled by pure material type, making an important contribution to environmental conservation.

ULMIA-tooltainer

Base area 300 x 400 mm,
height 315 mm

Order no.	EAN-CODE	Description	kg
1860-04	40 44637 10416 4	ULMIA tooltainer empty	2,56
1860-07-12	10419 5	ULMIA tooltainer with toolholder designed to hold tool set "interior fitting" and "BGJ"	4,56
1860-50-63	10420 1	Tool holder designed to hold tool set "interior fitting" and "BGJ"	2,0

TOOLTAINER

ULMIA tooltainer
Complete interior fitting
with removable tool holder
 and 28-piece tool set
 Height 315 mm



ULMIA-tooltainer

Order no.	EAN-CODE	Description	kg
1860-04-08	40 44637 19628 2	tooltainer Interior fitting – complete with tool set	9,86

Tool holder contains:

Description	Nr.
1 carpenter's hammer 22 mm	1025-22
1 round file 200 mm, cut 2	1080-200-2
1 flat file 200 mm, cut 2	1082-200-2
1 screwdriver 8,0 mm	1109-090
1 screwdriver 6,5 mm	1109-070
1 screwdriver 5,5 mm	1109-055
1 screwdriver 4,0 mm	1109-045
1 cross-head screwdriver PZ 1	1102-1
1 cross-head screwdriver PZ 2	1102-2
1 step drill round	1046
1 cutting nippers 160 mm	1070-160
1 long nose pliers 160 mm semi-round	1066-1-160
1 pincer 210 mm	2564-210
1 water pump pliers 240 mm	1052-250
1 wooden folding ruler 2 m	802
1 Alu-Line precision try square	500-250
1 rabbet plane w. dbl iron 30 mm	HW8-30
1 Alu-Line precision sliding bevel 330 mm	504-330
1 firmer chisel 26 mm	164-26
1 firmer chisel 20 mm	164-20
1 firmer chisel 16 mm	164-16
1 firmer chisel 12 mm	164-12
1 firmer chisel 6 mm	164-6
1 taper punch 2 mm	1071-2
1 prick punch	1073
1 universal knife with recessable blade	2652
1 sanding cork	814
1 smoothing plane with white beech sole 48 mm	HW3-48



Tool holder with
tools



Better by tradition!



ULMIA tooltainer BGJ
for first-year joinery and
carpentry trainees
 with removable tool holder and
 30-piece tool set



Rear view



Front view

ULMIA-tooltainer BGJ

Order no.	EAN-CODE	Description	kg
1860-04-12	40 44637 19629 9	BGJ complete with 30-piece tool set, removable tool holder Height 315 mm	10,5

Tool holder contains:

Description	Nr.
1 cross-head screwdriver PZ1	1102-1
1 cross-head screwdriver PZ2	1102-2
1 screwdriver 4.0 mm	1109-045
1 screwdriver 6.5 mm	1109-070
1 step drill edged	1047
1 combination plier 180 mm	2388
1 pincer 210 mm	2564-210
1 taper punch 2 mm	1071-2
1 countersink 16 mm, with tang	1011
1 Alu-Line precision try square	500-250
1 Alu-Line precision mitre rule	503
1 Alu-Line precision sliding bevel	504-330
1 marking gauge	0029
1 awl 200 mm	1110-3
1 wooden folding ruler 2 m	802
1 firmer chisel 6 mm	164-6
1 firmer chisel 10 mm	164-10
1 firmer chisel 16 mm	164-16
1 firmer chisel 20 mm	164-20
1 firmer chisel 26 mm	164-26
1 semi-round rasp 200 mm, cut 2	1088-200-2
1 semi-round file 200 mm, cut 1	1078-200-1
1 round file 200 mm, cut 2	1080-200-2
1 jack plane 48 mm	HW2-48
1 rabbet plane w. dbl iron 30 mm	HW8-30
1 rectangular scraper	1062-1
1 sanding cork	814
1 carpenter's mallet size 1	300-1
1 carpenter's hammer 22 mm	1025-22
1 hand saw "DOZUKI-Universal" blade length 240 mm	261-240

TOOL SETS

ULMIA

Tool set 304

The perfect tool assortment for carpentry and joinery trainees. Tool assortment contains 37 quality tools - compiled by practical experts in technical training colleges - to address every requirement of modern vocational training.

Tool set contains 304:

Description	Nr.	Description	Nr.
1 short jointer plane 54 mm	HW1A-54	1 carpenter's mallet size 2	300-2
1 jack plane 48 mm	HW2-48	1 carpenter's hammer 22 mm	1025-22
1 smoothing plane 48 mm	HW3-48	1 taper punch 2 mm	1071-2
1 bench plane 48 mm	HW4-48	1 pincer 210 mm	2564-210
1 scrub plane 33 mm	HW5-33	1 combination plier 180 mm	2388
1 rabbet plane w. dbl. iron 30 mm	HW8-30	1 gent's saw 250 mm, reversible	730-250
1 oilstone	2015	1 screwdriver 4,0 mm	1109-045
1 rectangular scraper	1062-1	1 screwdriver 6,5 mm	1109-070
1 semi-round file 250 mm, cut 1	1078-250-1	1 screwdriver 10,0 mm	1109-100
1 semi-round rasp 250 mm, cut 2	1088-250-2	1 cross-head screwdriver PZ1	1102-1
1 sanding cork	814	1 cross-head screwdriver PZ2	1102-2
1 try square 150 mm, white beech	130-150	1 countersink 16 mm, with tang	1011
1 try square 350 mm, white beech	130-350	1 wooden folding ruler	802
1 mitre rule 400 mm, white beech	131	1 burnisher	1067
1 sliding bevel 330 mm, white beech	132		
1 marking gauge	0029		
1 step drill edge	1047		
1 awl 200 mm	1110-3		
1 firmer chisel 6 mm	164-6		
1 firmer chisel 10 mm	164-10		
1 firmer chisel 16 mm	164-16		
1 firmer chisel 20 mm	164-20		
1 firmer chisel 26 mm	164-26		

Order no.	EAN-CODE 40 44637	Description	kg
304	10598 7	Tool set	14,9

ULMIA tool cabinet model 40-304

37-piece tool set 304



Two-door, lockable, with 2 suspension eyelets and fastening screws. External dimensions (HxWxD) 650 mm x 615 mm x 230 mm

Order no.	EAN-CODE 40 44637	Description	kg
40-304	10597 0	Complete tool cabinet	31,1

ULMIA tool cabinet model 40



Order no.	EAN-CODE 40 44637	Description	kg
40	10573 4	Tool cabinet empty without tool fixtures	14,3
40-304-304	10637 3	Tool fixture	2,0

37-piece tool assortment 304 in the workbench pull-out compartment



Order no.	EAN-CODE 40 44637	Description	kg
10-50-304	10599 4	Tool set 304 with fixtures for workbench pull-out compartment (compartment not included!)	
10-50-304-304	10652 6	Tool fixture	2,0

37-piece tool assortment 304 in substructure cabinet 10-20



Order no.	EAN-CODE 40 44637	Description	kg
10-20-304	10600 7	Tool set 304 with fixtures for substructure cabinet (cabinet not included!)	
10-20-304-304	10647 2	Tool fixture	2,0

Better by tradition!



ULMIA

Tool set 306

The perfect tool assortment for carpentry and joinery trainees. Tool assortment contains 37 quality tools - compiled by practical experts in technical training colleges - to address every requirement of modern vocational training.

Tool set 306 contains:

Description	Nr.	Description	Nr.
1 short jointer plane 54 mm	HW1A-54	1 carpenter's mallet size 2	300-2
1 jack plane 48 mm	HW2-48	1 carpenter's hammer 22 mm	1025-22
1 smoothing plane 48 mm	HW3-48	1 taper punch 2 mm	1071-2
1 bench plane 48 mm	HW4-48	1 pincer 210 mm	2564-210
1 scrub plane 33 mm	HW5-33	1 combination plier 180 mm	2388
1 rabbet plane w. dbl iron 30 mm	HW8-30	1 hand saw "DOZUKI-Universal"	
1 oilstone	2015	blade length 240 mm	261-240
1 rectangular scraper	1062-1	1 screwdriver 4,0 mm	1109-045
1 semi-round file 250 mm, cut 1	1078-250-1	1 screwdriver 6,5 mm	1109-070
1 semi-round rasp 250 mm, cut 2	1088-250-2	1 screwdriver 10,0 mm	1109-100
1 sanding cork	814	1 cross-head screwdriver PZ1	1102-1
1 Alu-Line precision try square 150 mm	500-150	1 cross-head screwdriver PZ2	1102-2
1 Alu-Line precision try square 350 mm	500-350	1 countersink 16 mm, with tang	1011
1 Alu-Line precision mitre rule 350 mm	503	1 wooden folding ruler 2 m	802
1 Alu-Line precision sliding bevel 330 mm	504-330	1 burnisher	1067
1 marking gauge	0029		
1 step drill round	1047		
1 awl 200 mm	1110-3		
1 firmer chisel 6 mm	164-6		
1 firmer chisel 10 mm	164-10		
1 firmer chisel 16 mm	164-16		
1 firmer chisel 20 mm	164-20		
1 firmer chisel 26 mm	164-26		

Order no.	EAN-CODE 40 44637	Description	kg
306	19630 5	Tool set	16,3

ULMIA tool cabinet model 40-306

with 37-piece tool set 306



Two-door, lockable, with 2 suspension eyelets and fastening screws. External dimensions (HxWxD) 650 mm x 615 mm x 230 mm

Order no.	EAN-CODE 40 44637	Description	kg
40-306	19631 2	Complete tool cabinet	31,1

ULMIA tool cabinet model 40



Order no.	EAN-CODE 40 44637	Description	kg
40	10573 4	Tool cabinet empty without tool fixtures	14,3
40-306-306	10632 8	Tool fixture	2,0

37-piece tool assortment 306 in the workbench pull-out compartment



37-piece tool assortment 306 in substructure cabinet 10-20



Order no.	EAN-CODE 40 44637	Description	kg
10-50-306	19632 9	Tool set 306 with fixtures for workbench pull-out compartment (compartment not included!)	
10-50-306-306	10653 3	Tool fixture	2,0

Order no.	EAN-CODE 40 44637	Description	kg
10-20-306	19633 6	Tool set 306 with fixtures for substructure cabinet (cabinet not included!)	
10-20-306-306	10648 9	Tool fixture	2,0

TOOL SETS

ULMIA

Tool set 309 and 310

The classic among tool cabinets for joiners, carpenters and proficient trainees. The assortment comprises 40 quality tools to cover every conceivable requirement of the modern craftsman. All measuring tools come in a **white beech version**.

Tool set contains:		309	310
Description	Nr.	Nr.	Nr.
1 jointer plane 60 mm	HW1-60	HP1-60	
1 jack plane 48 mm	HW2-48	HP2-48	
1 smoothing plane 48 mm	HW3-48	HP3-48	
1 bench plane 48 mm	HW4-48	HP4-48	
1 rabbet plane w. dbl iron 30 mm	HW8-30	HP8-30	
1 oilstone		2015	
1 rectangular scraper		1062-1	
1 burnisher		1067	
1 semi-round file 250 mm, cut 1		1078-250-1	
1 semi-round rasp 250 mm, cut 2		1088-250-2	
1 sanding cork		814	
1 try square 150 mm, white beech		130-150	
1 try square 250 mm, white beech		130-250	
1 try square 350 mm, white beech		130-350	
1 mitre rule 400 mm, white beech		131	
1 sliding bevel 330 mm, white beech		132	
1 marking gauge		0029	
1 step drill round		1046	
1 step drill round		1047	
1 awl 200 mm		1110-3	
1 firmer chisel 6 mm		164-6	
1 firmer chisel 10 mm		164-10	
1 firmer chisel 16 mm		164-16	
1 firmer chisel 20 mm		164-20	
1 firmer chisel 26 mm		164-26	

Tool set contains:

Tool set contains:		309	310
Description	Nr.	Nr.	Nr.
1 carpenter's mallet size 2		300-2	
1 carpenter's hammer 22 mm		1025-22	
1 carpenter's hammer 28 mm		1025-28	
1 taper punch 2 mm		1071-2	
1 taper punch 4 mm		1071-4	
1 pincer 210 mm		2564-210	
1 combination plier 180 mm		2388	
1 hand saw "DOZUKI-Universal" blade length 240 mm		261-240	
1 screwdriver 4,0 mm		1109-045	
1 screwdriver 6,5 mm		1109-070	
1 cross-head screwdriver PZ1		1102-1	
1 cross-head screwdriver PZ2		1102-2	
1 countersink 16 mm, with tang		1011	
1 wooden folding ruler 2 m		802	

Order no.	EAN-CODE 40 44637	Description	kg
309	10607 6	Tool set all planes with white beech sole	18,2
310	10608 3	Tool set all planes with lignum vitae sole	19,0

ULMIA tool cabinet model 42-309

with 40-piece tool set 309, all planes with white beech sole

ULMIA tool cabinet model 42-310

with 40-piece tool set 310, all planes with lignum vitae sole



Two-door, lockable, with 2 suspension eyelets and fastening screws. External dimensions (HxWxD) 820 mm x 705 mm x 230 mm

Order no.	EAN-CODE 40 44637	Description	kg
42-309	10605 2	Complete tool cabinet all planes with white beech sole	40,6
42-310	10606 9	Complete tool cabinet all planes with lignum vitae sole	41,4

ULMIA tool cabinet model 42



Order no.	EAN-CODE 40 44637	Description	kg
42	10578 9	Tool cabinet empty without tool fixtures	14,9
42-309-310	10638 0	Tool fixture	2,0

40-piece tool assortment 309/ 310 in the workbench pull-out compartment



Order no.	EAN-CODE 40 44637	Description	kg
10-50-309	10609 0	Tool set 309 with fixtures for workbench pull-out compartment (compartment not included!)	
10-50-310	10610 6	Tool set 310 with fixtures for workbench pull-out compartment (compartment not included!)	
10-50-309-310	10654 0	Tool fixture	2,0

40-piece tool assortment 309/ 310 in substructure cabinet 10-20



Order no.	EAN-CODE 40 44637	Description	kg
10-20-309	10611 3	Tool set 309 with fixtures for substructure cabinet (cabinet not included!)	
10-20-310	10612 0	Tool set 310 with fixtures for substructure cabinet (cabinet not included!)	
10-20-309-310	10649 6	Tool fixture	2,0

Better by tradition!



ULMIA

Tool set 313 and 314

The classic among tool cabinets for joiners, carpenters and proficient trainees.

The assortment comprises 40 quality tools to cover every conceivable requirement of the modern craftsman.

All measuring tools come in **precision version**.

Tool set contains:	313	314
Description	Nr.	Nr.
1 jointer plane 60 mm	HW1-60	HP1-60
1 jack plane 48 mm	HW2-48	HP2-48
1 smoothing plane 48 mm	HW3-48	HP3-48
1 bench plane 48 mm	HW4-48	HP4-48
1 scrub plane 33 mm	HW5-33	HP5-33
1 rabbet plane w. dbl iron 30 mm	HW8-30	HP8-30
1 oilstone	2015	
1 rectangular scraper	1062-1	
1 burnisher	1067	
1 semi-round file 250 mm, cut 1	1078-250-1	
1 semi-round rasp 250 mm, cut 2	1088-250-2	
1 sanding cork	814	
1 Alu-Line precision try square 150 mm	500-150	
1 Alu-Line precision try square 250 mm	500-250	
1 Alu-Line precision try square 350 mm	500-350	
1 Alu-Line precision mitre rule 330 mm	503	
1 Alu-Line precision sliding bevel 330 mm	504-330	
1 marking gauge	0029	
1 step drill round	1046	
1 step drill round	1047	
1 awl 200 mm	1110-3	
1 firmer chisel 6 mm	164-6	
1 firmer chisel 10 mm	164-10	
1 firmer chisel 16 mm	164-16	
1 firmer chisel 20 mm	164-20	
1 firmer chisel 26 mm	164-26	

Tool set contains:

313	314
Description	Nr.
1 carpenter's mallet size 2	300-2
1 carpenter's hammer 22 mm	1025-22
1 carpenter's hammer 28 mm	1025-28
1 taper punch 2 mm	1071-2
1 taper punch 4 mm	1071-4
1 pincer 210 mm	2564-210
1 combination plier 180 mm	2388
1 hand saw "DOZUKI-Universal"	
blade length 240 mm	261-240
1 screwdriver 4.0 mm	1109-045
1 screwdriver 6.5 mm	1109-070
1 cross-head screwdriver PZ1	1102-1
1 cross-head screwdriver PZ2	1102-2
1 countersink 16 mm, with tang	1011
1 wooden folding ruler 2 m	802

Order no.	EAN-CODE 40 44637	Description	kg
313	19634 3	Tool set all planes with white beech sole	18,9
314	19638 1	Tool set all planes with lignum vitae sole	19,7

ULMIA tool cabinet model 42-313

with 40-piece tool set 313, all planes with white beech sole



Two-door, lockable, with 2 suspension eyelets and fastening screws. External dimensions (HxWxD) 820 mm x 705 mm x 230 mm

ULMIA tool cabinet model 42-314

with 40-piece tool set 314, all planes with lignum vitae sole

Order no.	EAN-CODE 40 44637	Description	kg
42-313	19635 0	Complete tool cabinet all planes with white beech sole	41,3
42-314	19639 8	Complete tool cabinet all planes with lignum vitae sole	42,1

ULMIA tool cabinet model 42



Order no.	EAN-CODE 40 44637	Description	kg
42	10578 9	Tool cabinet empty without tool fixtures	14,9
42-313-314	10639 7	Tool fixture	2,0

40-piece tool assortment 313/314 in the workbench pull-out compartment

40-piece tool assortment 313/314 in substructure cabinet 10-20



Order no.	EAN-CODE 40 44637	Description	kg
10-50-313	19636 7	Tool set 313 with fixtures for workbench pull-out compartment (compartment not included!)	
10-50-314	19640 4	Tool set 314 with fixtures for workbench pull-out compartment (compartment not included!)	
10-50-313-314	10655 7	Tool fixture	2,0

Order no.	EAN-CODE 40 44637	Description	kg
10-20-313	19637 4	Tool set 313 with fixtures for substructure cabinet (cabinet not included!)	
10-20-314	19641 1	Tool set 314 with fixtures for substructure cabinet (cabinet not included!)	
10-20-313-314	10650 2	Tool fixture	2,0

TOOL SETS

ULMIA

Tool set 316

Another tool set designed to address the most stringent demands of modern woodworking. The comprehensive selection encompassing 50 quality tools is designed for efficient and professional work at the carpenters bench.

Tool set 316 contains:

Description	Nr.	Description	Nr.
1 cross-head screwdriver PZ 1	1102-1	1 marking gauge	0029
1 cross-head screwdriver PZ 2	1102-2	1 steel rule 400 mm, rustproof	1116-2
1 cross-head screwdriver PZ 3	1102-3	1 step drill round	1046
1 countersink 16 mm, with tang	1011	1 step drill round	1047
1 fretsaw 290 mm	714	1 awl 200 mm	1110-3
1 spare wood saw blade for fretsaw	712	1 firmer chisel 6 mm	164-6
1 spare metal saw blade for fretsaw	713	1 firmer chisel 10 mm	164-10
1 wooden folding ruler 2 m	802	1 firmer chisel 12 mm	164-12
1 jointer plane 60 mm	HW1-60	1 firmer chisel 16 mm	164-16
1 jack plane 48 mm	HW2-48	1 firmer chisel 20 mm	164-20
1 smoothing plane 48 mm	HW3-48	1 firmer chisel 26 mm	164-26
1 bench plane 48 mm	HW4-48	1 carpenter's mallet size 2	300-2
1 scrub plane 33 mm	HW5-33	1 carpenter's hammer 22 mm	1025-22
1 rabbet plane w. dbl iron 30 mm	HW8-30	1 carpenter's hammer 28 mm	1025-28
1 reform-smoothing plane 48 mm	25-48	1 taper punch 2 mm	1071-2
1 oilstone	2015	1 taper punch 4 mm	1071-4
1 rectangular scraper	1062-1	1 pincer 210 mm	2564-210
1 burnisher	1067	1 combination plier 180 mm	2388
1 semi-round file 250 mm, cut 1	1078-250-1	1 hand saw "DOZUKI-Universal"	
1 semi-round rasp 250 mm, cut 2	1088-250-2	blade length 240 mm	261-240
1 round file 200 mm, cut 2	1080-200-2	1 screwdriver 3,5 mm	1109-035
1 flat file 200 mm, cut 2	1082-200-2	1 screwdriver 5,5 mm	1109-055
1 sanding cork	814	1 screwdriver 8,0 mm	1109-090
1 Alu-Line precision try square 150 mm	500-150	1 screwdriver 10,0 mm	1109-100
1 Alu-Line precision try square 250 mm	500-250		
1 Alu-Line precision try square 350 mm	500-350		
1 Alu-Line precision sliding bevel 330 mm	504-330		

Order no.	EAN-CODE 40 44637	Description	kg
316	19642 8	Tool set	18,7

ULMIA tool cabinet model 42-316

with 50-part tool set 316



Two-door, lockable, with 2 suspension eyelets and fastening screws.

External dimensions (HxWxD) 820 mm x 705 mm x 230 mm

Order no.	EAN-CODE 40 44637	Description	kg
42-316	19643 5	Complete tool cabinet	41,0

ULMIA tool cabinet model 42



Order no.	EAN-CODE 40 44637	Description	kg
42	10578 9	Tool cabinet empty without tool fixtures	20,5
42-316-316	10640 3	Tool fixture	2,0

50-piece tool assortment 316 in the workbench pull-out compartment



Order no.	EAN-CODE 40 44637	Description	kg
10-50-316	19644 2	Tool set 316 with fixtures for workbench pull-out compartment (compartment not included!)	
10-50-316-316	10656 4	Tool fixture	2,0

50-piece tool assortment 316 in substructure cabinet 10-20



Order no.	EAN-CODE 40 44637	Description	kg
10-20-316	19645 9	Tool set 316 with fixtures in substructure cabinet (cabinet not included!)	
10-20-316-316	10651 9	Tool fixture	2,0

Terms of Service

§ 1 Application of the Terms and Conditions

The following General Terms and Conditions apply to all offers, sales, deliveries and services of the Seller. All alterations or amendments, even if they have been agreed upon with the Seller, must be confirmed by the Seller in writing to be valid. This also applies to any waiver of the written form requirement. Conflicting confirmations by our contractual partners with reference to their own Terms and Conditions or Terms of Purchase are expressly rejected herewith.

§ 2 Conclusion of Contract

1. Specifications given in prospectuses, advertisements, (weight, illustrations, names as well as the dimensions and construction) are – also with regard to prices – subject to change without notice and without obligation. The Seller is only obliged to abide by specially drawn up offers for a period of 30 calendar days.

2. Orders and agreements, including those concluded with sales representatives and employees of the Seller, must be confirmed by the Seller in writing. This also applies to any subsidiary agreements and to the warranty of properties.

3. The description and specifications stated on conclusion of the contract represent state-of-the-art technology at this point in time; within the scope of this contract the Seller expressly reserves the right to revise the product or change the design, provided these revisions or changes are not of a fundamental nature and they do not significantly affect the contractual purpose.

4. The Seller retains the unrestricted proprietary rights, rights of utilization and copyrights to all quotations, drawings and other documents; the quotations, drawings or documents may not be made available to any third person or persons. Drawings and other documentation related to the quotations must be returned immediately on request if the Seller is not awarded the contract.

5. The confirmation of order/declaration of acceptance must be examined without delay to verify the number of items, the dimensions, the technology and construction, and any complaints in this regard must be made immediately. If the customer does not lodge any objections forthwith, production will be carried out in accordance with the specifications on the order confirmation. Subsequent alterations will only be carried out if Seller has given express confirmation in writing. Alterations entail additional costs, which will be charged to the Buyer. Prototypes and samples serve only as approximate illustrations with regard to the quality, dimensions and color.

If there is no written confirmation of order, the quotation given by the Seller will be authoritative for the scope of delivery, provided the customer has placed his order within the necessary time period.

§ 3 Payments, Prices

1. All invoices of the Seller must be paid within the period specified on the invoice. Interest will be charged if the payment date is exceeded. Any other terms of payment must, in principle, be agreed upon when concluding the sale.

2. As long as all invoiced amounts due have not been paid, the Seller is under no obligation to provide further services or goods. If the Buyer exceeds the terms of payment or if the Buyer risks becoming insolvent, all of our invoices relating to our business relationship with the Buyer will fall due immediately, even if a deferment of payment was previously agreed upon.

3. Standby credits and terms of payment may be revoked at any time. Payments must be made to the banks or accounts specified on our forms.

4. The Seller's sales representatives are not authorized to accept payments.

5. Checks given in payment are only accepted on account of performance.

6. The Buyer is not entitled to offset any claims against the Seller with the Seller's claims from this agreement, unless the Buyer's claims are undisputed or have become *res judicata*. The same applies to any exercise of the right of retention.

7. All prices are net and exclude sales tax which the Buyer is obliged to pay in compliance with the respective statutory requirements, unless otherwise stated.

All prices are ex works and include loading but exclude packaging, which is additionally charged; we do not take back packaging. Euro-pallets should be exchanged on delivery or must be paid for in accordance with the order confirmation. If more than four months have passed from the date of conclusion of the contract until the agreed upon and/or the actual date of delivery, then the Seller's prices valid at the time of delivery will apply.

§ 4 Delivery Date

1. Delivery dates or periods, which may be either agreed upon or without obligation, must be given in writing. The delivery period commences on the dispatch of the confirmation of order, but not before the customer has supplied all necessary documents etc. and not before the Seller has received an agreed down payment.

2. The date on which the articles to be delivered leave the works or the date on which the Buyer is informed that the goods are ready for shipping is authoritative for compliance with the term of delivery. We are not liable for delays in delivery or performance if they are due to force majeure or to events making it difficult or even impossible for the Seller to perform his obligations – these include, in particular, strikes, lockouts, official regulations, traffic or transportation problems such as traffic jams, road closures, interruption of operations and the like when these occur to our suppliers or sub-suppliers –

even if we have agreed on a fixed date or period of delivery. Such events entitle us to postpone the delivery or service for the period of the obstruction plus an additional appropriate lead time or to withdraw, in whole or in part, from the agreement because of the part of the agreement which was not complied with. If the obstruction lasts for more than 3 months, then, after giving the Seller a fixed additional period in which to perform his obligations, the contracting partner is entitled to rescind from the agreement with regard to the part of the agreement which has not been fulfilled. If the runtime of the agreement is extended or if we are no longer bound to a previously fixed date or period of delivery, then the contractual partner has no right to claim compensation for delay.

3. The Buyer must give the Seller an additional statutory period in which to perform his obligations of six weeks; this additional period begins when the Seller receives notice of this extension of the delivery period.

4. The Buyer is only entitled to demand compensation for damages if the owner or senior executives of the Seller caused the damage with intent or by gross negligence.

5. We are at all times entitled to effect partial delivery or partial performance of services.

6. In every case, the Seller's compliance with delivery dates or periods requires the prior clarification of all technical details and, where necessary, the prior disclosure of all necessary specifications and the provision of all necessary documents, permits, authorizations, etc. by the Buyer; the Buyer must likewise create all the necessary prerequisite conditions, and, depending on the individual agreement, any contractually agreed upon down payments must have been credited to the Seller.

§ 5 Shipping

1. From the moment the shipment has been consigned to the company responsible for transportation or has left our warehouse, the risk passes to the Buyer, if he is an entrepreneur. If shipping is impossible due to reasons for which we cannot be held responsible, then the risk shall pass to the Buyer on the date on which the Buyer, who is an entrepreneur, was informed that the goods are ready for shipping. This also applies even if we have agreed to assume the costs of shipping and cartage.

2. If shipment of the goods is delayed for reasons for which the Buyer must be held responsible, then the risk shall pass to the Buyer on the date on which the notification that the goods are ready for shipment was sent out.

§ 6 Retention of title

1. The following securities are granted to the Seller until such time as all claims (including outstanding balance claims) of the Seller with any legal basis against the Buyer and his group company, now or in future, have been settled; if the securities exceed the Seller's claims by more than 10%, the Seller will release some of these securities on request at the Seller's option.

2. The goods remain the property of the Seller. All machining activities or alterations are always carried out on behalf of the Seller as the manufacturer, however without obligation for the Seller. If the (co-)ownership of the Seller is extinguished due to combination with other materials, the contracting parties do herewith agree that the (co-)ownership of the Seller in the unitary article shall pass in proportionate value (based on the effective invoiced amount) to the Seller. The Buyer shall store the (co-)owned property of the Seller free of charge. Goods of which the Seller has (co-)ownership will be referred to in the following as "goods subject to retention of title" or "reserved goods".

3. The Buyer is entitled to process and sell the reserved goods in the ordinary course of business, as long as he is not in default. Pledging or transfer of the reserved goods by way of security is not permitted. The Buyer assigns herewith any claims relating to the reserved goods arising from their resale or from any other cause in law (insurance, unlawful act) in full to the Seller by way of security. The Seller authorizes the Buyer to recover the claims assigned to the Buyer on his own account and in his own name; this authorization can be revoked at any time. On request by the Seller the Buyer will disclose the assignment of claims and provide the Seller with the necessary information and documents.

4. In the event that any third party attempts to obtain possession of the reserved goods, the Buyer will advise this third party that the reserved goods are the property of the Seller and will inform the Seller without delay of any such attempts. The Buyer shall be liable for all costs or damages incurred.

5. In the event of behavior contrary to contract on the part of the Buyer – in particular if the Buyer is in default of payment – the Seller is entitled to take back the reserved goods at the Buyer's cost or to demand assignment of the Buyer's right to restitution of the goods from a third party. Such taking back or attachment of the reserved goods by the Seller does not constitute a rescission from the Agreement – unless the *Abzahlungsgesetz* [German installment-purchase law] applies.

§ 7 Warranty and Liability

The legal regulations apply with the following proviso: The Seller expressly draws attention to the fact that the material used is "Wood" (a natural product), which can be negatively affected by temperature, dampness and weather changes. (See our information brochure on "Workbench and solid wood countertops")

1. If the Buyer is an entrepreneur, he must notify us without delay and in writing of any defects, at the latest within one week of taking receipt of the supplied goods. If any defects are subsequently found which could not have been discovered within this period, even after careful inspection, then we must be notified of their discovery without delay and in writing.

2. The warranty period regarding goods and chattels supplied to companies or corporations is 1 year. For consumers, the standard legal regulations apply. This does not apply to any claims arising from injury to life, body or health which are ascribed to negligence or an intentional breach of duty on the part of the Seller or negligence or an intentional breach of duty on the part of a legal representative or a vicarious agent of the user.

3. The Seller shall be liable for defects of the supplied goods within the scope of the legal warranty and to the exclusion of additional claims as follows:

a) Any defective parts will be either repaired free of charge or exchanged for new parts according to our – the Seller's – own equitable discretion, if the supplied goods are unusable or their utilization is very limited by virtue of defects which are demonstrably due to circumstances occurring prior to the passing of risk, in particular, defective construction, poor materials or deficient execution. However, the Seller must be given the opportunity to verify the reported defects in situ or allow the defects to be verified. All parts exchanged become our property. If the defective parts are third-party products, the contractual partner may either demand the assignment of our – the Seller's – liability claims against our suppliers or oblige us to assert these liability claims against our supplier on the Buyer's behalf.

b) Insofar as we have been supplied with materials from our suppliers, our warranty shall be limited exclusively to the functioning of the whole product.

c) In order to be able to carry out all apparently necessary rectifications and replacement deliveries, after the Seller has been notified, the Buyer must allow the Seller sufficient time and give him the opportunity of rectifying the defects or replacing the parts, otherwise we shall be released from our obligation to remedy the defects.

d) With regard to the direct costs accruing from the rectification or replacement, the Seller shall only bear the costs of the replacement parts, including the costs of shipping and of assembly and disassembly, if the complaint was justified.

e) The Seller can refuse to remedy the defects as long as the Buyer is not prepared to fulfill his contractual obligations concurrently as the defects are remedied.

f) We do not accept any liability for damages ensuing from any of the following reasons: unsuitable or incorrect use and storage, incorrect assembly by the contractual partner, and incorrect or negligent handling.

g) We are not liable for the consequences of any improper alterations or corrective maintenance carried out by the Buyer and/or by a third party without our previous permission.

h) § 8 points 3 "a" to "g" do not apply to consumers.

§ 8 Place of Performance

Place of performance, both for delivery (shipping) and for payments, is the registered offices of the Seller, i.e., D-88515 Langenensingen-Andelfingen in the district of Biberach, Germany.

§ 9 Limitation of Liability

1. The Seller's liability is limited – with the exception of claims arising from injury to life, body or health – to gross negligence and intent. This also applies to damages caused by vicarious agents or legal representatives.

2. The Seller is unlimitedly liable for claims arising from injury to life, body or health.

3. With regard to companies and entrepreneurs the liability of the Seller is limited, as outlined in section 1 above, to such damages as could typically have been foreseen at the time of concluding the agreement. Section 2 above remains unaffected.

§ 10 Venue

Insofar as the Buyer is a merchant, a legal body under public law, or a special fund under public law, the exclusive venue for both parties for all disputes arising, either directly or indirectly, from the contractual relationship shall be the Amtsgericht Riedlingen [Local Court of Riedlingen] or the Landgericht Ravensburg [District Court of Ravensburg]. This also applies in other cases if the domicile or usual place of abode of the Buyer is unknown at the time of filing the suit.

§ 11 Partial Invalidity

In the event that one or more of the above provisions should be or become invalid, this will not affect the validity of the remaining provisions. The invalid or unworkable provision shall be replaced by an effective and valid provision which, as far as possible, fulfills the original economic purpose of the invalid provision(s).

§ 12 Applicable Law

All legal relations between the Buyer and the Seller shall be governed by the law of the Seller's domicile. The Uniform Law on the International Sale of Goods is excluded.

§ 13 Final Clause

Data of our customers and of interested parties acquired by us in the context of our general business relations is stored by us in accordance with the German Data Protection Act [Bundesdatenschutzgesetz].



ULMIA®

ULMIA GmbH · Workbenches, Tools · 88515 Langenenslingen - Germany
Phone +49 (0) 7371/966920 · Fax +49 (0) 7371/966922 · info@ulmia.de · www@ulmia.de

Valid from 02/2018 - Subject to technical changes - Reproduction also of extracts is expressly prohibited - Actual colours may vary from those printed. www.creativ-werbung.com - ANKE-18004